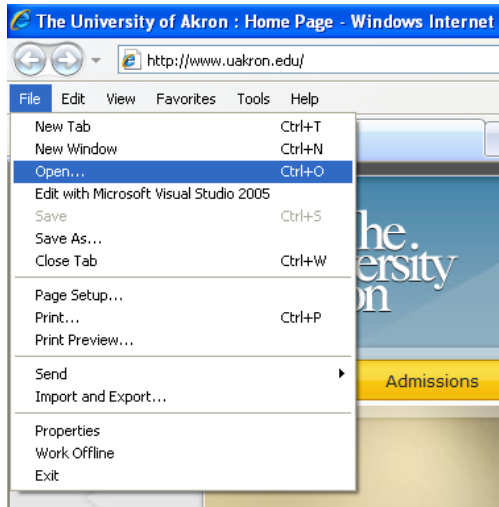
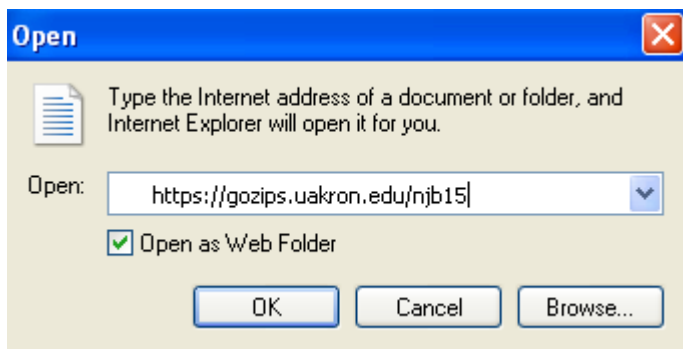


How to Access your Zipspace from a personal computer

1. Go to Internet Explorer and go to File...Open.

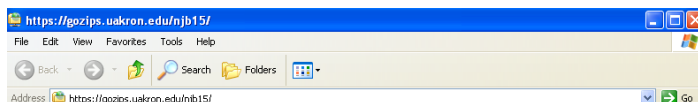


2. Choose open as web folder and type in [https://gozips.uakron.edu/\(your UA Net ID here\)](https://gozips.uakron.edu/(your UA Net ID here))



3. Then it will search your Zipspace and eventually ask for your UANet ID and password.

4. If u are not on campus you need to type in "uanet\" before you type your User name. An example of this would be "uanet\njb15".



4. After logging in to your Zipspace to show that you have permission to access these files, it will display your Zipspace as it appears in your "My Documents" folder as is seen on campus in any of the labs.

