

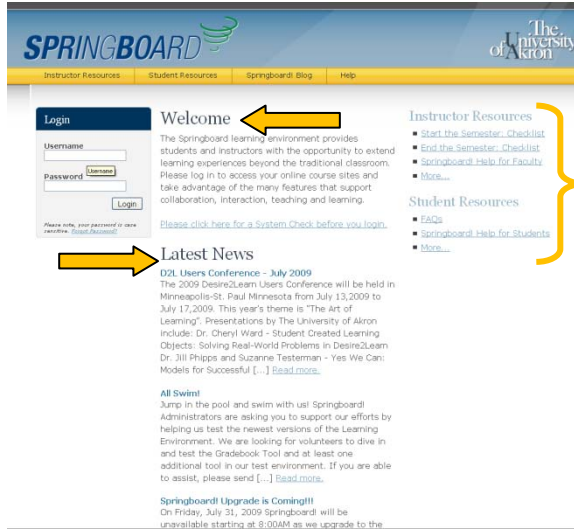
New Springboard! Login Page

1. Go to <http://springboard.uakron.edu>

A new login page will appear. This page is similar in format to The University of Akron's website.

This page contains a great deal of information for all users of Springboard!

You will see a Welcome message, Latest News, and links to additional Resources.

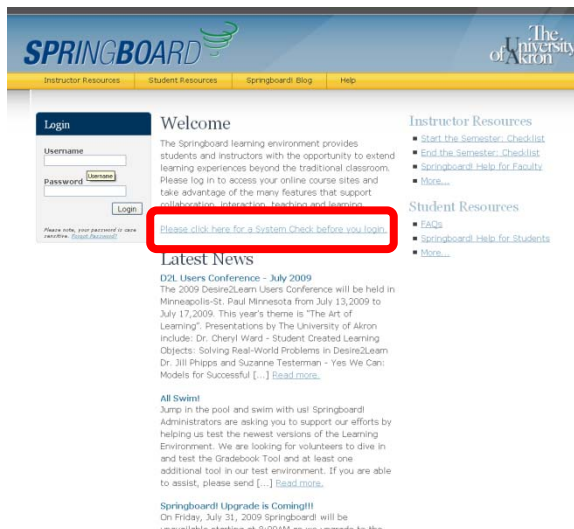


2. Before you login to Springboard!, it is recommended that all users perform a System Check to be sure you have the recommended software installed on your computer.

This quick check is vital to making your experience in Springboard! a pleasant and productive one.

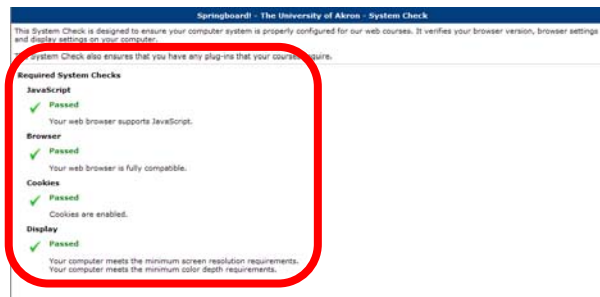
Beneath the Welcome message is the following text: **"Please click here for a System Check before you login"**.

Click on the sentence hyperlink. Once clicked, a new browser status window will open.



3. This new status window provides verification about browser version, browser settings and display settings on the computer you are using. These are all vital components for utilizing Springboard! effectively and efficiently.

The screen reports back to the user that the current computer has all Required System plug-ins and appropriate settings to work with Springboard! --- this computer has Passed.



It is important to perform this System Check on all computers that you use to access Springboard!

Once finished, you can close this window and return to the login page.

Resources – Instructor & Student

1. There are 4 tabs located at the top of the login page which lead the user to:

- Instructor Resources,
- Student Resources,
- Springboard! Blog, and
- Help – non-Springboard! items

Let's look at Instructor Resources. Click on the Instructor Resources tab.

2. The Instructor Resources' tab opens a new browser tab or a new browser window and directs the user to Design and Development Services' website.

Resources for Instructors located on this page include:

- a. Start the Semester Checklist
- b. End the Semester Checklist
- c. Springboard! Help for Faculty

Additional materials in the form of PDFs, Narrated Captivate videos, Tool task aides, etc. will be added before the start of Fall semester 2009. Some of the topics covered will be how to use:

- a. News Widget
- b. Classlist Tool (including email function)
- c. Content Tool
- d. Discussion Tool
- e. Dropbox Tool
- f. Quizzes Tool including Question Library
- g. Grades Tool
- h. ePortfolio Tool

To return to the Springboard! login page, click on the browser tab titled, "*The University of Akron – Online Courses*".

- To reach the Student Resources, click on the tab "Student Resources". This will open a new browser tab and direct the user to Design and Development Services' website.

Resources for Instructors located on this page include:

- Student FAQs
- Springboard! Help for Students

Additional materials in the form of PDFs, Narrated Captivate videos, Tool task aides, etc. will be added before the start of Fall semester 2009. Some of the topics covered will be how to use:

- Classlist Tool (including email function)
- Content Tool
- Discussion Tool
- Dropbox Tool
- Quizzes Tool
- Grades Tool
- ePortfolio Tool

To return to the Springboard! login page, click on the browser tab titled, "[The University of Akron – Online Courses](#)".

- Next, we will look at the Springboard! Blog.

The screenshot shows the Springboard! Resources page. At the top, there is a search bar and navigation tabs for various services. The main content area is titled "Springboard! Resources" and is divided into two sections: "Resources for Instructors" and "Resources for Students". The "Resources for Students" section is highlighted with a red box and contains links for "FAQs" and "Springboard! Help for Students". The footer includes contact information for the University of Akron, including the address, phone number, and website.

Springboard! Blog

1. Click on the tab titled, "Springboard! Blog".

This is the home of the official Springboard! Blog.

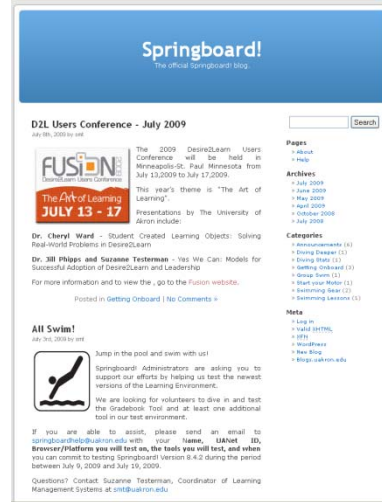
You can read all about what is happening with Springboard!

The type of things posted are:

- System Announcements – including scheduled maintenance and upgrades
- Tips and Tricks to using Tools in Springboard!
- New system features and functions

Users can subscribe to the Springboard! Blog via RSS feed located on the Springboard! login page at the bottom.

Look for this icon: 

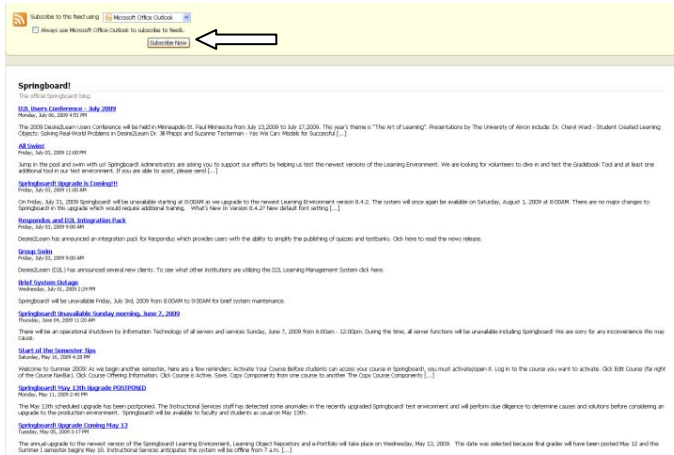


Springboard! Upgrade is Coming!!!
 On Friday, July 31, 2009 Springboard! will be unavailable starting at 8:00AM as we upgrade to the newest Learning Environment version 8.4.2. The system will once again be available on Saturday, August 1, 2009 at 8:00AM. There are no major changes to Springboard! in this upgrade which would require additional training. What's New In Version 8.4.2? New default font setting [...] [Read more.](#)

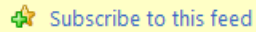


2. After you click on the Subscribe icon (), a new page will appear.

If you are using Firefox as your browser, you will the Blog postings listed and you can get all the updates by clicking on [Subscribe Now](#).




3. In IE7, you will see this screen. You can subscribe to the Springboard! Blog by clicking on

 Subscribe to this feed

To return to the Springboard! login page, click on the browser tab titled, "*The University of Akron – Online Courses*".

Springboard!
 You are viewing a feed that contains frequently updated content. When you subscribe to a feed, it is added to the Common Feed List. Updated information is computer and can be viewed in Internet Explorer and other programs. [Learn more about feeds.](#)

 Subscribe to this feed

D2L Users Conference - July 2009
 Monday, July 06, 2009, 4:10:24 PM | [sent](#) →
 The 2009 Desire2Learn Users Conference will be held in Minneapolis-St. Paul Minnesota from July 13-2009 to July 17, 2009. This year's theme is "The Art of Learning" Ward - Student Created Learning Objects: Solving Real-World Problems in Desire2Learn Dr. Jill Phipps and Suzanne Testerman - Yes We Can: Models for Successful

[Comments](#)

All Swim!
 Friday, July 03, 2009, 12:00:42 PM | [sent](#) →
 Jump in the pool and swim with us! Springboard! Administrators are asking you to support our efforts by helping us test the newest versions of the Learning Enviro Gradebook Tool and at least one additional tool in our test environment. If you are able to assist, please send [...]

[Comments](#)

Springboard! Upgrade is Coming!!
 Friday, July 03, 2009, 11:00:30 AM | [sent](#) →
 On Friday, July 31, 2009 Springboard! will be unavailable starting at 8:00AM as we upgrade to the newest Learning Environment version 8.4.2. The system will once a There are no major changes to Springboard! in this upgrade which would require additional training. What's New In Version 8.4.2? New default font setting [...]

[Comments](#)

Respondus and D2L Integration Pack
 Friday, July 03, 2009, 9:00:54 AM | [sent](#) →
 Desire2Learn has announced an integration pack for Respondus which provides users with the ability to simplify the publishing of quizzes and testbanks. [Click here!](#)

[Comments](#)

Group Swim
 Friday, July 03, 2009, 9:00:36 AM | [sent](#) →
 Desire2Learn (D2L) has announced several new clients. To see what other institutions are utilizing the D2L Learning Management System [click here.](#)

[Comments](#)

Brief System Outage
 Wednesday, July 01, 2009, 2:24:47 PM | [sent](#) →
 Springboard! will be unavailable Friday, July 3rd, 2009 from 8:00AM to 9:00AM for brief system maintenance.

[Comments](#)

Help

The final tab is titled, "[Computing Help](#)".

This tab will take the user to the Zip Support Contact page.

Zip Support hours and locations are listed as well as several methods to contact Support personnel for assistance.

To return to the Springboard! login page, click on the browser tab titled, "[The University of Akron – Online Courses](#)".

The screenshot shows a web page titled "Contact us" from the University of Akron Support Center Wiki. The page includes a navigation sidebar on the left with links for "Main Page" and "Glossary of Terms". The main content area features a table of support center hours for the Summer Semester 2009, a list of dates when the center will be closed, and contact information including a phone number (330)972-6888, an online request form, and an email address (supportdesk@uakron.edu).

Contact us

Note: The Hours below are for The University of Akron's MAIN CAMPUS. For Wayne Campus, [Click Here](#)

Summer Semester 2009

	Monday - Thursday	Friday	Saturday
Bierce 52c	8am - 8pm	8am - 5pm	10am - 4pm
Polsky ZS (Zip Card Office)	Closed	Closed	Closed
Exchange St. Dom 145	Closed	Closed	Closed
Call Center	8am - 6pm	8am - 5pm	Closed

NOTE: Calls will still be taken as long as one of the support centers is open.

The ZipSupport Center will be closed on the following days:

May 9
May 10
May 16
May 17
May 25
July 3
July 4
July 5
August 15
August 16

Contact Us by Phone or Web

Call us at (330)972-6888
 Send a support request online here
 Send a support request email supportdesk@uakron.edu

Login to Springboard!

1. To login to Springboard!, you will use the login fields located on the left of your screen.

Enter your UANet ID and Password and click Login.

If you have forgotten your password, click [Forgot Password](#) link at the bottom of the Login area for assistance.

The screenshot shows the Springboard! login interface. A blue header contains the Springboard! logo and navigation links: Instructor Resources, Student Resources, Springboard! Blog, and Help. The University of Akron logo is in the top right. The main content area is divided into sections: a 'Login' box on the left, a 'Welcome' message in the center, and 'Instructor Resources' and 'Student Resources' on the right. The 'Login' box has fields for 'Username' and 'Password', a 'Remember Me' checkbox, and a 'Login' button. A red arrow points from the text 'UANet ID' to the 'Username' field. Another red arrow points from the text 'Password' to the 'Password' field. Below the 'Login' button is a link for 'Forgot Password!'. The 'Welcome' message includes a 'Please click here for a System Check before you login.' link. The 'Instructor Resources' section lists links like 'Start the Semester Checklist' and 'End the Semester Checklist'. The 'Student Resources' section lists 'FAQs' and 'Springboard! Help for Students'. The 'Latest News' section contains two articles: 'D2L Users Conference - July 2009' and 'All Swim!', both with 'Read more' links. At the bottom, a 'Springboard! Upgrade is Coming!!!' notice states that the system will be unavailable starting at 8:00AM on Friday, July 31, 2009.

This image is a close-up of the 'Login' form. It shows the 'Username' and 'Password' input fields, a 'Remember Me' checkbox, and a 'Login' button. A callout bubble with a black border and white background contains the text: 'Forgot your password? Click here for assistance.' A red arrow points from the 'Forgot Password!' link in the screenshot above to this callout bubble.