

Fall Enrollment 2008-09

Institution: University of Akron Wayne College (200846)

User ID: 39C0021

Screening questions - Method of reporting race and ethnicity for this component**Race/ethnicity question****Which method of reporting race and ethnicity will you use for this component?**

- NEW race/ethnicity categories (9 categories):

Notes:

- Report Hispanic/Latino individuals of any race as Hispanic/Latino
- Report race for non-Hispanic/Latino individuals only

Nonresident alienHispanic/LatinoAmerican Indian or Alaska NativeAsianBlack or African AmericanNative Hawaiian or Other Pacific IslanderWhite

Two or more races

Race and ethnicity unknown

- OLD race/ethnicity categories (7 categories):

Nonresident alienBlack, non-HispanicAmerican Indian/Alaska NativeAsian/Pacific IslanderHispanicWhite, non-HispanicRace and ethnicity unknown

- MIXTURE of new and old race/ethnicity categories (all 14 categories will show on each screen):

NEW categories:

Notes for NEW categories:

- Report Hispanic/Latino individuals of any race as Hispanic/Latino
- Report race for non-Hispanic/Latino individuals only

Hispanic/Latino

American Indian or Alaska Native

Asian

Black or African American

Native Hawaiian or Other Pacific Islander

White

Two or more races

OLD categories:

Black, non-Hispanic

American Indian/Alaska Native

Asian/Pacific Islander

Hispanic

White, non-Hispanic

Categories used in BOTH New and Old:

Nonresident alien

Race and ethnicity unknown

Part Selection

Completion of Part B (Enrollment of Students by Age) is optional this year.

Do you wish to complete Part B this year? If you select 'Yes', you will see Part B and be expected to complete the screens. If you select 'No', you will skip Part B.

- Yes, I will complete Part B
- No, I will not complete Part B

You may use the space below to provide context for the data you've reported above.




Institution: University of Akron Wayne College (200846)

User ID: 39C0021

Part A - Fall Enrollment by race/ethnicity and genderEnrollment as of the institution's official fall reporting date or as of October 15, 2008

CIPCODE: 99.0000 -- Summary

Full-time undergraduate students

Students enrolled for <u>credit</u>	Degree/certificate-seeking			Total	Non-degree/ non-certificate- seeking	Total, full-time undergraduate students
	First-time	Transfer- in	Other degree/certificate- seeking			
Men						
<u>Nonresident alien</u>	<input type="text"/>	<input type="text"/>	<input type="text" value="2"/>	2	<input type="text"/>	2
<u>Black, non-Hispanic</u>	<input type="text" value="2"/>	<input type="text" value="1"/>	<input type="text" value="5"/>	8	<input type="text"/>	8
<u>American Indian/Alaska Native</u>	<input type="text"/>	<input type="text"/>	<input type="text"/>	0	<input type="text"/>	0
<u>Asian/Pacific Islander</u>	<input type="text" value="1"/>	<input type="text"/>	<input type="text" value="4"/>	5	<input type="text"/>	5
<u>Hispanic</u>	<input type="text"/>	<input type="text"/>	<input type="text"/>	0	<input type="text"/>	0
<u>White, non-Hispanic</u>	<input type="text" value="137"/>	<input type="text" value="21"/>	<input type="text" value="164"/>	322	<input type="text" value="31"/>	353
<u>Race and ethnicity unknown</u>	<input type="text" value="3"/>	<input type="text"/>	<input type="text"/>	3	<input type="text"/>	3
Total men	 143	22	175	340	31	371
Total men prior year	118			331		359
Women						
<u>Nonresident alien</u>	<input type="text"/>	<input type="text"/>	<input type="text" value="1"/>	1	<input type="text"/>	1
<u>Black, non-Hispanic</u>	<input type="text" value="1"/>	<input type="text"/>	<input type="text" value="5"/>	6	<input type="text"/>	6
<u>American Indian/Alaska Native</u>	<input type="text" value="1"/>	<input type="text" value="1"/>	<input type="text" value="1"/>	3	<input type="text" value="1"/>	4
<u>Asian/Pacific Islander</u>	<input type="text" value="1"/>	<input type="text"/>	<input type="text" value="1"/>	2	<input type="text"/>	2
<u>Hispanic</u>	<input type="text" value="2"/>	<input type="text" value="1"/>	<input type="text" value="5"/>	8	<input type="text" value="1"/>	9
<u>White, non-Hispanic</u>	<input type="text" value="159"/>	<input type="text" value="40"/>	<input type="text" value="261"/>	460	<input type="text" value="54"/>	514
<u>Race and ethnicity unknown</u>	<input type="text" value="2"/>	<input type="text"/>	<input type="text" value="7"/>	9	<input type="text"/>	9
Total women	166	42	281	489	56	545
Total women prior year	157			466		507
Total men + women	309					


Institution: University of Akron Wayne College (200846)

User ID: 39C0021

Part A - Fall Enrollment by race/ethnicity and genderEnrollment as of the institution's official fall reporting date or as of **October 15, 2008**

CIPCODE: 99.0000 -- Summary

Part-time undergraduate students

Students enrolled for <u>credit</u>	Degree/certificate-seeking			Total	Non-degree/ non-certificate- seeking	Total, part-time undergraduate students
	First-time	Transfer- in	Other degree/certificate- seeking			
Men						
<u>Nonresident alien</u>	<input type="text"/>	<input type="text"/>	<input type="text"/>	0	<input type="text"/>	0
<u>Black, non-Hispanic</u>	<input type="text"/>	<input type="text"/>	<input type="text" value="4"/>	4	<input type="text"/>	4
<u>American Indian/Alaska Native</u>	<input type="text"/>	<input type="text" value="1"/>	<input type="text"/>	1	<input type="text" value="1"/>	2
<u>Asian/Pacific Islander</u>	<input type="text"/>	<input type="text"/>	<input type="text" value="2"/>	2	<input type="text" value="1"/>	3
<u>Hispanic</u>	<input type="text"/>	<input type="text"/>	<input type="text"/>	0	<input type="text" value="2"/>	2
<u>White, non-Hispanic</u>	<input type="text" value="29"/>	<input type="text" value="19"/>	<input type="text" value="130"/>	178	<input type="text" value="77"/>	255
<u>Race and ethnicity unknown</u>	<input type="text" value="1"/>	<input type="text"/>	<input type="text" value="11"/>	12	<input type="text" value="2"/>	14
Total men	30	20	147	197	83	280
Total men prior year	23			177		249
Women						
<u>Nonresident alien</u>	<input type="text"/>	<input type="text"/>	<input type="text"/>	0	<input type="text"/>	0
<u>Black, non-Hispanic</u>	<input type="text" value="2"/>	<input type="text"/>	<input type="text" value="15"/>	17	<input type="text" value="2"/>	19
<u>American Indian/Alaska Native</u>	<input type="text"/>	<input type="text" value="1"/>	<input type="text" value="1"/>	2	<input type="text"/>	2
<u>Asian/Pacific Islander</u>	<input type="text"/>	<input type="text"/>	<input type="text" value="2"/>	2	<input type="text"/>	2
<u>Hispanic</u>	<input type="text"/>	<input type="text" value="1"/>	<input type="text" value="1"/>	2	<input type="text"/>	2
<u>White, non-Hispanic</u>	<input type="text" value="47"/>	<input type="text" value="20"/>	<input type="text" value="281"/>	348	<input type="text" value="151"/>	499
<u>Race and ethnicity unknown</u>	<input type="text"/>	<input type="text"/>	<input type="text" value="6"/>	6	<input type="text" value="1"/>	7
Total women	 49	22	306	377	154	531
Total women prior year	32			350		500

Institution: University of Akron Wayne College (200846)

User ID: 39C0021

Part A - Fall Enrollment - Summary by race/ethnicity**Fall enrollment totals****CIPCODE: 99.0000 -- Summary**

Students enrolled for credit	Total full-time students	Total part-time students	Grand total, all students	Prior year
Men				
<u>Nonresident alien</u>	2	0	2	2
<u>Black, non-Hispanic</u>	8	4	12	22
<u>American Indian/Alaska Native</u>	0	2	2	3
<u>Asian/Pacific Islander</u>	5	3	8	7
<u>Hispanic</u>	0	2	2	3
<u>White, non-Hispanic</u>	353	255	608	555
<u>Race and ethnicity unknown</u>	3	14	17	16
Total men	371	280	651	608
Women				
<u>Nonresident alien</u>	1	0	1	3
<u>Black, non-Hispanic</u>	6	19	25	27
<u>American Indian/Alaska Native</u>	4	2	6	3
<u>Asian/Pacific Islander</u>	2	2	4	8
<u>Hispanic</u>	9	2	11	9
<u>White, non-Hispanic</u>	514	499	1,013	945
<u>Race and ethnicity unknown</u>	9	7	16	12
Total women	545	531	1,076	1,007
Grand Total	916	811	1,727	

Institution: University of Akron Wayne College (200846)

User ID: 39C0021

Part B - Fall Enrollment by age and gender**NOTE: These data are optional this year.****Enrollment as of the institution's official fall reporting date or as of October 15, 2008**

Age	Full-time undergraduate students	
	Men	Women
Under 18	12	28
18-19	165	192
20-21	100	132
22-24	48	64
25-29	22	49
30-34	6	30
35-39	15	22
40-49	2	22
50-64	1	6
65 and over		
Age unknown/unreported	0	0
Total full-time undergraduate students (from part A)	371	545

Institution: University of Akron Wayne College (200846)

User ID: 39C0021

Part B - Fall Enrollment by age and gender**NOTE: These data are optional this year.****Enrollment as of the institution's official fall reporting date or as of October 15, 2008**

Age	Part-time undergraduate students	
	Men	Women
Under 18	<input type="text" value="46"/>	<input type="text" value="92"/>
18-19	<input type="text" value="31"/>	<input type="text" value="50"/>
20-21	<input type="text" value="35"/>	<input type="text" value="36"/>
22-24	<input type="text" value="40"/>	<input type="text" value="62"/>
25-29	<input type="text" value="63"/>	<input type="text" value="82"/>
30-34	<input type="text" value="26"/>	<input type="text" value="57"/>
35-39	<input type="text" value="8"/>	<input type="text" value="49"/>
40-49	<input type="text" value="22"/>	<input type="text" value="73"/>
50-64	<input type="text" value="9"/>	<input type="text" value="29"/>
65 and over	<input type="text" value=""/>	<input type="text" value="1"/>
Age unknown/unreported	0	0
Total part-time undergraduate students (from part A)	280	531

Institution: University of Akron Wayne College (200846)


User ID: 39C0021

Part C - Freshmen Question

Do you have any first-time, degree/certificate-seeking undergraduate students who graduated from high school or received their GED within the past 12 months?

- Yes, I have students who graduated high school or received their GED in the past 12 months.
- No, I do not have any students who graduated high school or received their GED in the past 12 months.

You may use the space below to provide context for the data you've reported above.



Institution: University of Akron Wayne College (200846)

User ID: 39C0021

Part C - Residence of first-time undergraduate students**NOTE: These data are mandatory this year.****Enrollment as of the institution's official fall reporting date or as of **October 15, 2008****

State of <u>residence</u> when student was first admitted	FIPS Code	Total <u>first-time</u> undergraduate(degree/ certificate-seeking only) (1)	Those who graduated from high school OR received a GED in the past 12 months (2)
Alabama	01	<input type="text"/>	<input type="text"/>
Alaska	02	<input type="text"/>	<input type="text"/>
Arizona	04	<input type="text"/>	<input type="text"/>
Arkansas	05	<input type="text"/>	<input type="text"/>
California	06	<input type="text"/>	<input type="text"/>
Colorado	08	<input type="text"/>	<input type="text"/>
Connecticut	09	<input type="text"/>	<input type="text"/>
Delaware	10	<input type="text"/>	<input type="text"/>
District of Columbia	11	<input type="text"/>	<input type="text"/>
Florida	12	<input type="text"/>	<input type="text"/>
Georgia	13	<input type="text"/>	<input type="text"/>
Hawaii	15	<input type="text"/>	<input type="text"/>
Idaho	16	<input type="text"/>	<input type="text"/>
Illinois	17	<input type="text"/>	<input type="text"/>
Indiana	18	<input type="text"/>	<input type="text"/>
Iowa	19	<input type="text"/>	<input type="text"/>
Kansas	20	<input type="text"/>	<input type="text"/>
Kentucky	21	<input type="text"/>	<input type="text"/>
Louisiana	22	<input type="text"/>	<input type="text"/>
Maine	23	<input type="text"/>	<input type="text"/>

Institution: University of Akron Wayne College (200846)

User ID: 39C0021

Part C - Residence of first-time undergraduate students**NOTE: These data are mandatory this year.****Enrollment as of the institution's official fall reporting date or as of **October 15, 2008****

State of <u>residence</u> when student was first admitted	FIPS Code	Total <u>first-time</u> undergraduate (degree/ certificate-seeking only) (1)	Those who graduated from high school OR received a GED in the past 12 months (2)
Maryland	24	<input type="text"/>	<input type="text"/>
Massachusetts	25	<input type="text"/>	<input type="text"/>
Michigan	26	<input type="text"/>	<input type="text"/>
Minnesota	27	<input type="text"/>	<input type="text"/>
Mississippi	28	<input type="text"/>	<input type="text"/>
Missouri	29	<input type="text"/>	<input type="text"/>
Montana	30	<input type="text"/>	<input type="text"/>
Nebraska	31	<input type="text"/>	<input type="text"/>
Nevada	32	<input type="text"/>	<input type="text"/>
New Hampshire	33	<input type="text"/>	<input type="text"/>
New Jersey	34	<input type="text"/>	<input type="text"/>
New Mexico	35	<input type="text"/>	<input type="text"/>
New York	36	<input type="text"/>	<input type="text"/>
North Carolina	37	<input type="text"/>	<input type="text"/>
North Dakota	38	<input type="text"/>	<input type="text"/>
Ohio	39	<input type="text" value="387"/>	<input type="text" value="251"/>
Oklahoma	40	<input type="text"/>	<input type="text"/>
Oregon	41	<input type="text"/>	<input type="text"/>
Pennsylvania	42	<input type="text"/>	<input type="text"/>
Rhode Island	44	<input type="text"/>	<input type="text"/>

Institution: University of Akron Wayne College (200846)

User ID: 39C0021

Part C - Residence of first-time undergraduate students**NOTE: These data are mandatory this year.****Enrollment as of the institution's official fall reporting date or as of **October 15, 2008****

State of <u>residence</u> when student was first admitted	FIPS Code	Total <u>first-time</u> undergraduate (degree/ certificate-seeking only) (1)	Those who graduated from high school OR received a GED in the past 12 months (2)
South Carolina	45	<input type="text"/>	<input type="text"/>
South Dakota	46	<input type="text"/>	<input type="text"/>
Tennessee	47	<input type="text"/>	<input type="text"/>
Texas	48	<input type="text"/>	<input type="text"/>
Utah	49	<input type="text"/>	<input type="text"/>
Vermont	50	<input type="text"/>	<input type="text"/>
Virginia	51	<input type="text"/>	<input type="text"/>
Washington	53	<input type="text"/>	<input type="text"/>
West Virginia	54	<input type="text"/>	<input type="text"/>
Wisconsin	55	<input type="text"/>	<input type="text"/>
Wyoming	56	<input type="text" value="1"/>	<input type="text" value="1"/>
<u>State Unknown</u>	57	<input type="text"/>	<input type="text"/>
American Samoa	60	<input type="text"/>	<input type="text"/>
Federated States of Micronesia	64	<input type="text"/>	<input type="text"/>
Guam	66	<input type="text"/>	<input type="text"/>
Marshall Islands	68	<input type="text"/>	<input type="text"/>
Northern Marianas	69	<input type="text"/>	<input type="text"/>
Palau	70	<input type="text"/>	<input type="text"/>
Puerto Rico	72	<input type="text"/>	<input type="text"/>
Virgin Islands	78	<input type="text"/>	<input type="text"/>
Foreign Countries	90	<input type="text"/>	<input type="text"/>
Residence unknown/ unreported	98	0	
Total first-time undergraduate students (FT+PT from part A)		388	252

Institution: University of Akron Wayne College (200846)

User ID: 39C0021

Part D - Total Entering Class**Total Entering Class - Fall 2008**

Number of full-time first-time degree/certificate-seeking <u>undergraduates</u> (your fall cohort reported in Part A)	309
Total <u>entering students</u> at undergraduate level, Fall 2008 Note: This number should include first-time (both part-time and full-time) students, students transferring to the institution, and non-degree/certificate-seeking undergraduates entering in Fall 2008.	494
Percentage of entering class represented by your GRS <u>cohort</u>	63

Part E - Retention Rates

Retention rates will be automatically calculated based on information provided by the institution.

Data to be entered by the institution:*

- Full- and part-time cohorts from Fall 2007 (include only FIRST-TIME students);
- Exclusions from each of these cohorts (see below for allowed exclusions); and
- Number of students from these cohorts who are *still enrolled OR have completed their program* as of Fall 2008 (include students that re-enrolled and students with continuous enrollment).

Use your institution's official fall reporting date or October 15 when counting students. The student status (full- or part-time) should be based on the fall 2007 status, even if this has changed by fall 2008 (e.g., if a student has gone from part-time to full-time, report them as part of the part-time cohort). **For institutions that use a full-year cohort:** Use the 3 month period of August 1 through October 31 to define the retention cohort.

*Report full-time and part-time *separately* in their appropriate boxes.

In the Exclusions boxes (for both full- and part-time), report the number of students who left the institution for any of the following reasons:

- Died or were totally and permanently disabled;
- Serve in the armed forces (including those called to active duty);
- Serve with a foreign aid service of the Federal Government (e.g., Peace Corps); or
- Serve on official church missions.

The system will subtract these from the cohort prior to calculating the retention rate. **Do not** include students who transferred into the institution as part of your fall cohort.

Retention rates (for both full- and part-time) will be computed by the system and will appear in the 2nd column after clicking **Save**.

	Retention Rates	
Full-Time Fall 2007 Cohort	<input type="text" value="275"/>	
Full-Time <u>Exclusions</u>	<input type="text"/>	
Full-Time Adjusted Fall 2007 Cohort	275	
Full-Time Students from Fall 2007 still enrolled OR who have completed as of Fall 2008	<input type="text" value="137"/>	50 %
Part-Time Fall 2007 Cohort	<input type="text" value="55"/>	
Part-Time <u>Exclusions</u>	<input type="text"/>	
Part-Time Adjusted Fall 2007 Cohort	55	
Part-Time Students from Fall 2007 still enrolled OR who have completed as of Fall 2008	<input type="text" value="20"/>	36 %

You may use the space below to provide context for the data you've reported above.

Institution: University of Akron Wayne College (200846)

User ID: 39C0021

Part F - Student-to-Faculty Ratio

Please review the following Fall 2008 data. These data will be used to calculate a student-to-faculty (i.e., student-to-instructional staff) ratio for display on College Navigator. (Note: Logic in this item is the same as item I-2 from the Common Data Set data collection.)


Students, Fall 2008

1	Total full-time students	916
2	Total part-time students	811
3	Full-time equivalent of part-time students (Line 2 * 1/3)	270
4	Total full-time equivalent students (Line 1 + 3)	1,186

Instructional staff, Fall 2008

5	Number of full-time instructional staff (as reported on EAP, full-time, non-medical, Line 1 Total + Line 2 Total)	27
6	Number of part-time instructional staff (as reported on EAP, part-time, non-medical, Line 1 Total + Line 2 Total [Note: this calculated Total does not include graduate assistants])	97
7	Full-time equivalent of part-time instructional staff (Line 6 * 1/3)	32
8	Total full-time equivalent instructional staff (Line 5 + 7)	59
9	Student-to-faculty ratio (Line 4/8)	20 to 1

You may use the space below to provide context for the data you've reported above. These context notes will be posted on the College Navigator website.



Institution: University of Akron Wayne College (200846)

User ID: 39C0021

Explanation Report

Number	Source	Location	Description	Severity	Accepted
Screen: Summary FT UG					
1	Row 15 Column 2	Screen Entry	The number entered, 143, does not lie within the expected range of between 24 and 141 based on enrollment reported last year. Please explain.	Explanation	Yes
Reason: Increase in enrollment.					
Screen: Summary PT UG					
2	Row 24 Column 2	Screen Entry	The number entered, 49, does not lie within the expected range of between 16 and 48 based on enrollment reported last year. Please explain.	Explanation	Yes
Reason: Increase in enrollment.					