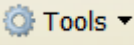
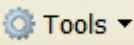
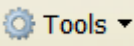
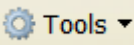
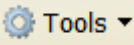
















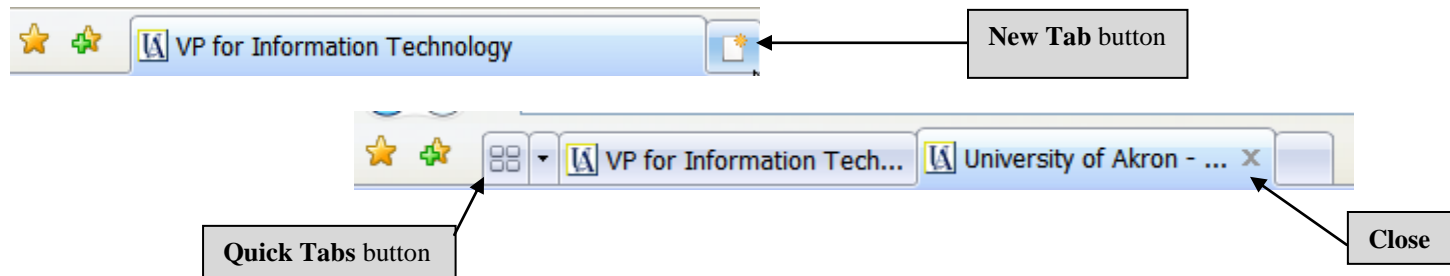






Internet Explorer 7 Quick Reference Sheet

Common Toolbar Tasks	
Clear Cache (Temporary Internet Files)	Down arrow to the right of the  button > Internet Options > General tab > Delete > Delete Files
Delete Cookies	Down arrow to the right of the  button > Internet Options > General tab > Delete > Delete Cookies
Delete History	Down arrow to the right of the  button > Internet Options > General tab > Delete > Delete History
Enable Cookies	Down arrow to the right of the  button > Internet Options > Privacy tab > Select Medium or Medium High
Enable pop-ups from select sites	Down arrow to the right of the  button > Pop-up Blocker > Pop-up Blocker Settings
Favorites - Add a Favorite	Add a Favorite button  > Add to Favorites
Favorites - Manage Favorites	Add a Favorite button  > Organize Favorites
Favorites – View a Favorite	Favorites button 
Full screen mode on or off	F11
Go backward	Backward button 
Go forward	Forward button 
Go to Home page	Home button 
Help	Double arrows  on the far right of the toolbar > select Help
Print Preview or modify the Page Layout	Down arrow next to the Print button 

Common Toolbar Tasks	
Print the current page	Print button 
Refresh the page	Refresh button 
Search	Type the search criteria in the Live Search bar <input type="text" value="Live Search"/> > click the magnifying glass button  next to the box.
Search – change/add search provider	Down arrow to the right of the Live Search magnifying glass button  > Change Search Defaults
Send the page or a link to the page via email	Down arrow to the right of the Page button  > select either Send Page by email or Send link by email
Stop downloading page	Stop button 
View History	Favorites button  > History button 



New Features – Tabbed Browsing	
Open new tab	Click the New Tab button  or CTRL +T
Close a Tab	Click the X on the tab
Display all tabs	Click the Quick Tabs  button