

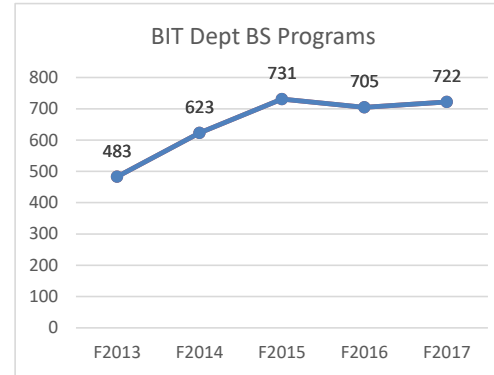
Department of Business and Information Technology

College of Applied Science and Technology

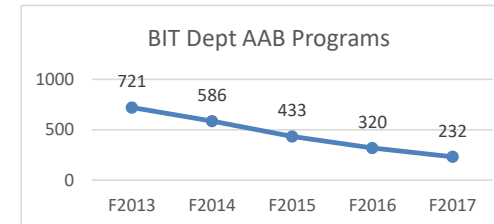
The University of Akron

Enrollment Headcount 5-Year Trend Report (Fall 2013 - Fall 2018)

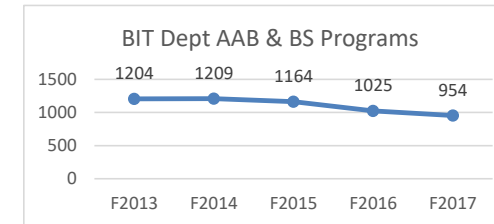
PROGRAM	PLANCODE	F2013	F2014	F2015	F2016	F2017
Bachelor's Degree Programs						
CIS - Cybersecurity	244305BS					
CIS - Digital Forensics	244304BS			8	31	45
CIS - Networking	244201BS	144	143	183	193	202
CIS - Networking - LCCC	244210BS	25	29	24	27	19
CIS - Programming	244302BS		12	33	51	95
CIS - Programming - LCCC	244302BSLC					1
CIS - Web Development	244303BS		3	8	11	24
CIS - Web Development - LCCC	244303BSLC					
CIS - Specialized IT Applications	244300BS	3	5	8	4	4
Organizational Supervision	242010BS	300	416	448	375	328
Organizational Supervision - LCCC	242010BSLC	11	15	19	13	4
TOTAL		483	623	731	705	722



Associate Degree Programs						
CIS - Computer Networking-Cisco	244208AAB	224	219	150	75	37
CIS - Computer Networking-Microsoft	244207AAB	54	45	31	20	14
CIS - Programming	244106AAB	52	35	31	30	30
CIS - Web Development	244209AAB	20	11	6	5	13
Business Management Technology	242002AAB	108	83	57	58	37
Business Mgmt Tech - Small Bus Mgmt	242007AAB	42	29	22	23	22
Business Mgmt Tech - Accounting	242009AAB	31	26	20	17	15
Hospitality Mgmt - Culinary Arts	228004AAB	119	84	69	55	37
Hospitality Mgmt - Hotel/Lodging Mgmt	228003AAB	27	26	24	21	15
Hospitality Mgmt - Restaurant Mgmt	228006AAB	15	16	8	5	2
Marketing & Sales Tech - Advt/Sales	252007AAB	19	9	10	10	7
Marketing & Sales Tech - Fashn/Retl	252001AAB	10	3	5	1	3
TOTAL		721	586	433	320	232



1204 1209 1164 1025 954



*The table above reflects unduplicated student enrollment. Each student enrolled at the census date (15th day) is counted once in the area of the student's primary major.

The primary major areas are grouped by the college offering the major.

*Unclassified/Non-degree seeking students (UNC/NDS) are undeclared majors as well as pre-majors, postsecondary, guest, and other non-degree seeking students.

*Exception: Students counted in Wayne College under the "Total UA" profile include students declared in Wayne College majors and students attending Wayne College as undeclared majors.

All other students attending Wayne in other major areas are counted in the college offering the major.

Total UA data view reflects the total enrollment of UA's Akron main campus and Wayne College.

Source: Census Headcount Extracts (UA Institutional Research)

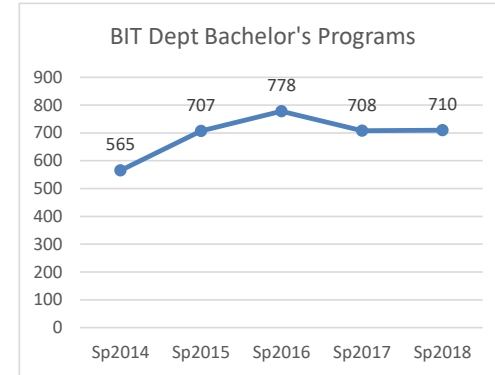
Department of Business and Information Technology

College of Applied Science and Technology

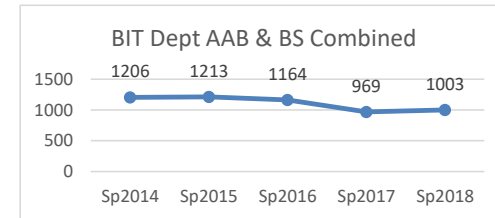
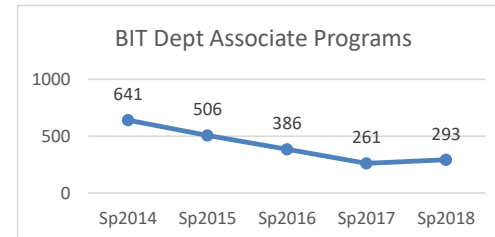
The University of Akron

Enrollment Headcount 5-Year Trend Report (Spring 2014 - Spring 2018)

PROGRAM	PLANCODE	Sp2014	Sp2015	Sp2016	Sp2017	Sp2018
Bachelor's Degree Programs						
CIS - Cybersecurity	244305BS					
CIS - Digital Forensics	244304BS			18	38	43
CIS - Networking	244201BS	164	175	188	180	185
CIS - Networking - LCCC	244210BS	28	28	31	17	22
CIS - Programming	244302BS		17	35	64	99
CIS - Programming - LCCC	244302BSLC					
CIS - Web Development	244303BS		5	11	16	22
CIS - Web Development - LCCC	244303BSLC					
CIS - Specialized IT Applications	244300BS	2	3	7	4	5
Organizational Supervision	242010BS	362	464	470	379	331
Organizational Supervision - LCCC	242010BSLC	9	15	18	10	3
TOTAL		565	707	778	708	710



Associate Degree Programs						
CIS - Computer Networking-Cisco	244208AAB	221	178	119	58	65
CIS - Computer Networking-Microsoft	244207AAB	52	37	31	15	21
CIS - Programming	244106AAB	39	34	25	33	41
CIS - Web Development	244209AAB	15	12	6	8	12
Business Management Technology	242002AAB	93	69	55	49	50
Business Mgmt Tech - Small Bus Mgmt	242007AAB	34	22	20	14	20
Business Mgmt Tech - Accounting	242009AAB	24	23	22	15	11
Hospitality Mgmt - Culinary Arts	228004AAB	91	75	65	39	43
Hospitality Mgmt - Hotel/Lodging Mgmt	228003AAB	27	29	25	14	12
Hospitality Mgmt - Restaurant Mgmt	228006AAB	16	10	6	5	3
Marketing & Sales Tech - Advt/ <i>Sales</i>	252007AAB	19	12	9	7	12
Marketing & Sales Tech - Fashn/ <i>Retl</i>	252001AAB	10	5	3	4	3
TOTAL		641	506	386	261	293



1206 1213 1164 969 1003

*The table above reflects unduplicated student enrollment. Each student enrolled at the census date (15th day) is counted once in the area of the student's primary major.

The primary major areas are grouped by the college offering the major.

*Unclassified/Non-degree seeking students (UNC/NDS) are undeclared majors as well as pre-majors, postsecondary, guest, and other non-degree seeking students.

*Exception: Students counted in Wayne College under the "Total UA" profile include students declared in Wayne College majors and students attending Wayne College as undeclared majors.

All other students attending Wayne in other major areas are counted in the college offering the major.

Total UA data view reflects the total enrollment of UA's Akron main campus and Wayne College.

Source: Census Headcount Extracts (UA Institutional Research)

Department of Business and Information Technology

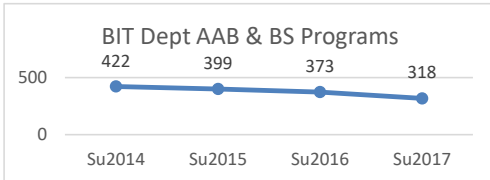
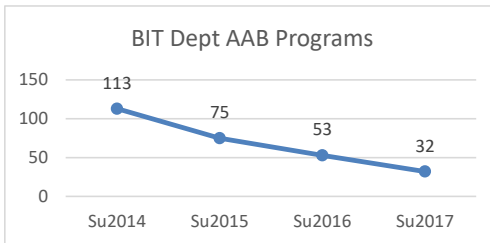
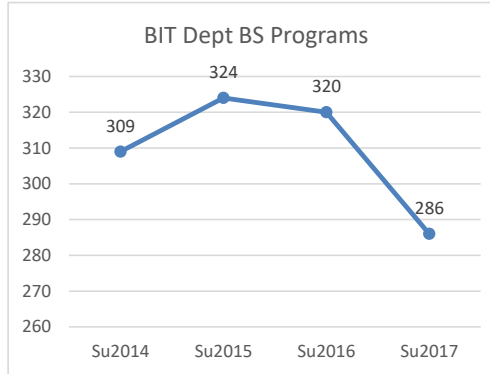
College of Applied Science and Technology

The University of Akron

Enrollment Headcount 5-Year Trend Report (Summer 2014 - Summer 2017)

PROGRAM	PLANCODE	Su2014	Su2015	Su2016	Su2017
Bachelor's Degree Programs					
CIS - Cybersecurity	244305BS				
CIS - Digital Forensics	244304BS		2	6	8
CIS - Networking	244201BS	69	70	52	44
CIS - Networking - LCCC	244210BS	7	1	4	
CIS - Programming	244302BS	3	5	14	17
CIS - Programming - LCCC	244302BSLC				
CIS - Web Development	244303BS		2	2	3
CIS - Web Development - LCCC	244303BSLC				
CIS - Specialized IT Applications	244300BS		1		
Organizational Supervision	242010BS	227	243	240	212
Organizational Supervision - LCCC	242010BSLC	3		2	2
TOTAL		309	324	320	286
Associate Degree Programs					
CIS - Computer Networking-Cisco	244208AAB	46	33	19	8
CIS - Computer Networking-Microsoft	244207AAB	15	4	4	1
CIS - Programming	244106AAB	9	3	1	1
CIS - Web Development	244209AAB	1			1
Business Management Technology	242002AAB	16	14	13	10
Business Mgmt Tech - Small Bus Mgmt	242007AAB	3	4	4	1
Business Mgmt Tech - Accounting	242009AAB	6	7	4	2
Hospitality Mgmt - Culinary Arts	228004AAB	9	5	4	3
Hospitality Mgmt - Hotel/Lodging Mgmt	228003AAB	3	4	2	3
Hospitality Mgmt - Restaurant Mgmt	228006AAB	1	1		
Marketing & Sales Tech - Advt/ <i>Sales</i>	252007AAB	2		2	1
Marketing & Sales Tech - Fashn/ <i>Retl</i>	252001AAB	2			1
TOTAL		113	75	53	32

422 399 373 318



*The table above reflects unduplicated student enrollment. Each student enrolled at the census date (15th day) is counted once in the area of the student's primary major.

The primary major areas are grouped by the college offering the major.

*Unclassified/Non-degree seeking students (UNC/NDS) are undeclared majors as well as pre-majors, postsecondary, guest, and other non-degree seeking students.

*Exception: Students counted in Wayne College under the "Total UA" profile include students declared in Wayne College majors and students attending Wayne College as undeclared majors.

All other students attending Wayne in other major areas are counted in the college offering the major.

Total UA data view reflects the total enrollment of UA's Akron main campus and Wayne College.

Source: Census Headcount Extracts (UA Institutional Research)