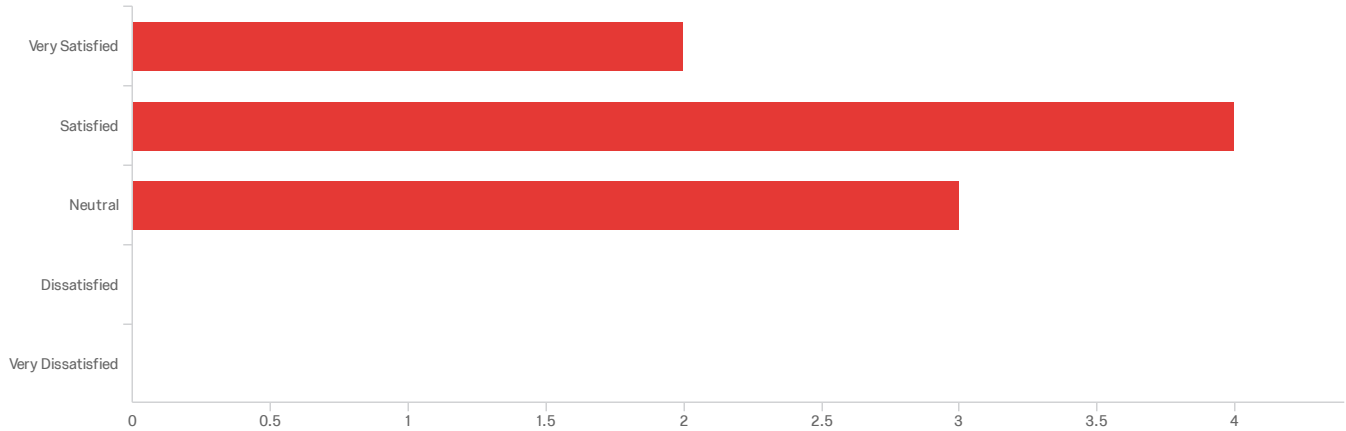


2018 Summer BIT Dept Graduation Survey Report

2018 Summer BIT Dept Graduation Exit Survey

May 9, 2019 11:05 AM EDT

Q1 - How would you rate your OVERALL EXPERIENCE at The University of Akron?

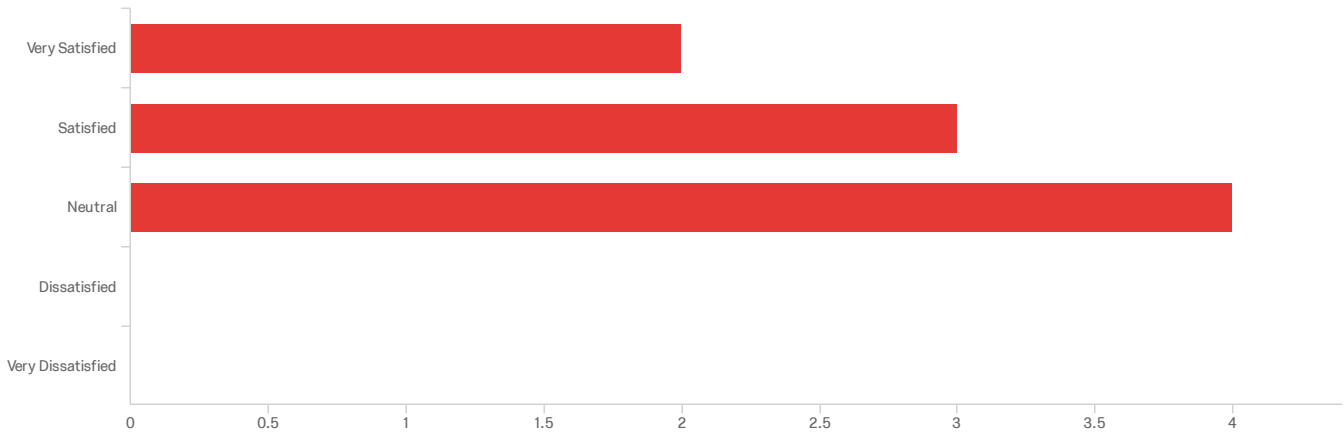


#	Field	Minimum	Maximum	Mean	Std Deviation	Variance	Count
1	How would you rate your OVERALL EXPERIENCE at The University of Akron?	1.00	3.00	2.11	0.74	0.54	9

#	Field	Choice Count
1	Very Satisfied	22.22% 2
2	Satisfied	44.44% 4
3	Neutral	33.33% 3
4	Dissatisfied	0.00% 0
5	Very Dissatisfied	0.00% 0
		9

Showing rows 1 - 6 of 6

Q2 - How would you rate the INSTRUCTIONAL FACILITIES/RESOURCES (such as classroom, lab, instructional technology) at The University of Akron?

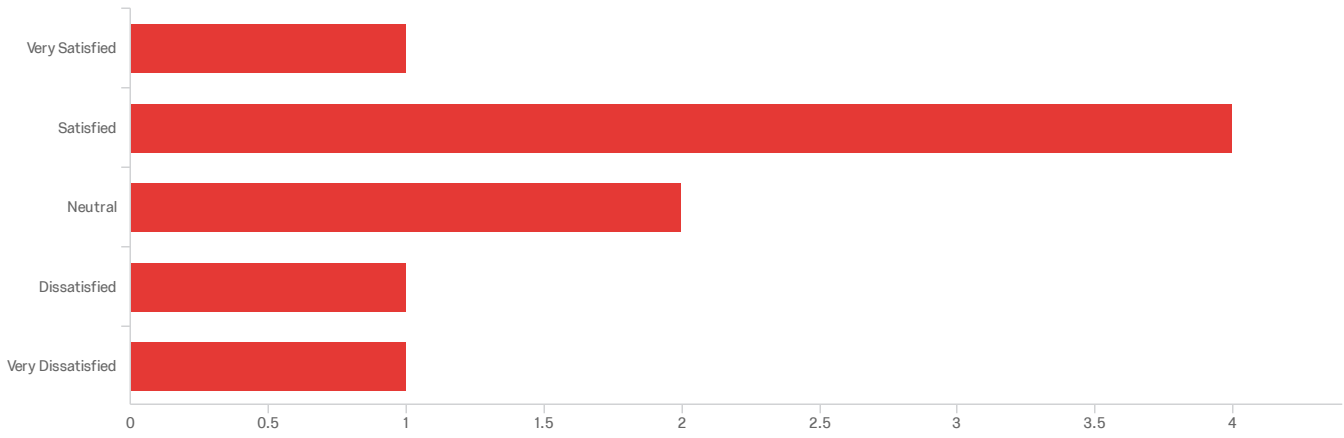


#	Field	Minimum	Maximum	Mean	Std Deviation	Variance	Count
1	How would you rate the INSTRUCTIONAL FACILITIES/RESOURCES (such as classroom, lab, instructional technology) at The University of Akron?	1.00	3.00	2.22	0.79	0.62	9

#	Field	Choice Count
1	Very Satisfied	22.22% 2
2	Satisfied	33.33% 3
3	Neutral	44.44% 4
4	Dissatisfied	0.00% 0
5	Very Dissatisfied	0.00% 0
		9

Showing rows 1 - 6 of 6

Q3 - How would you rate the ADVISING (academic, career, personal) you received at the College of Applied Science & Technology (CAST)?



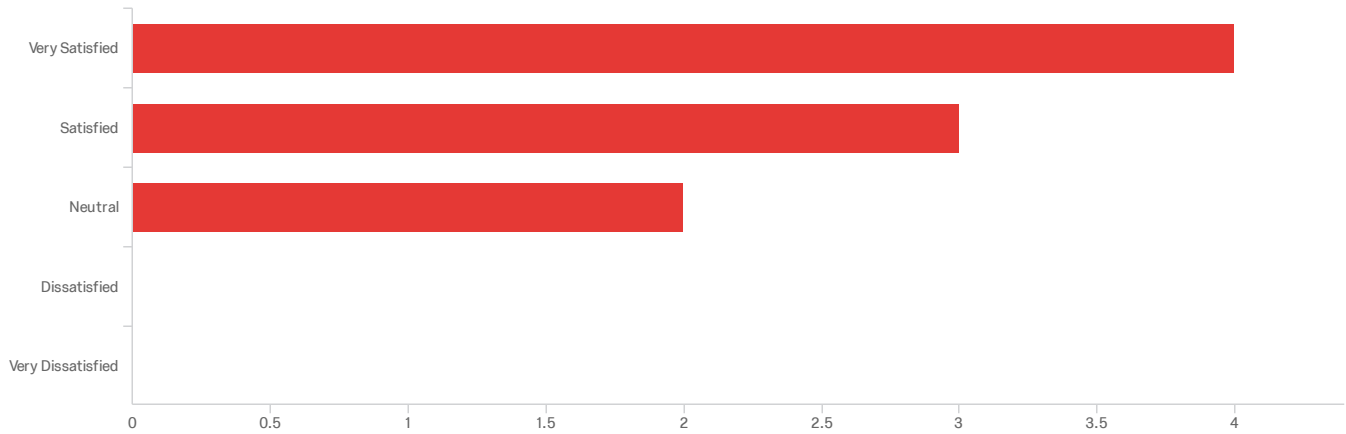
#	Field	Minimum	Maximum	Mean	Std Deviation	Variance	Count
1	How would you rate the ADVISING (academic, career, personal) you received at the College of Applied Science & Technology (CAST)?	1.00	5.00	2.67	1.15	1.33	9

#	Field	Choice Count
1	Very Satisfied	11.11% 1
2	Satisfied	44.44% 4
3	Neutral	22.22% 2
4	Dissatisfied	11.11% 1
5	Very Dissatisfied	11.11% 1
		9

Showing rows 1 - 6 of 6

Q4 - How would you rate the Business & Information Technology department's

INSTRUCTORS in your MAJOR courses?

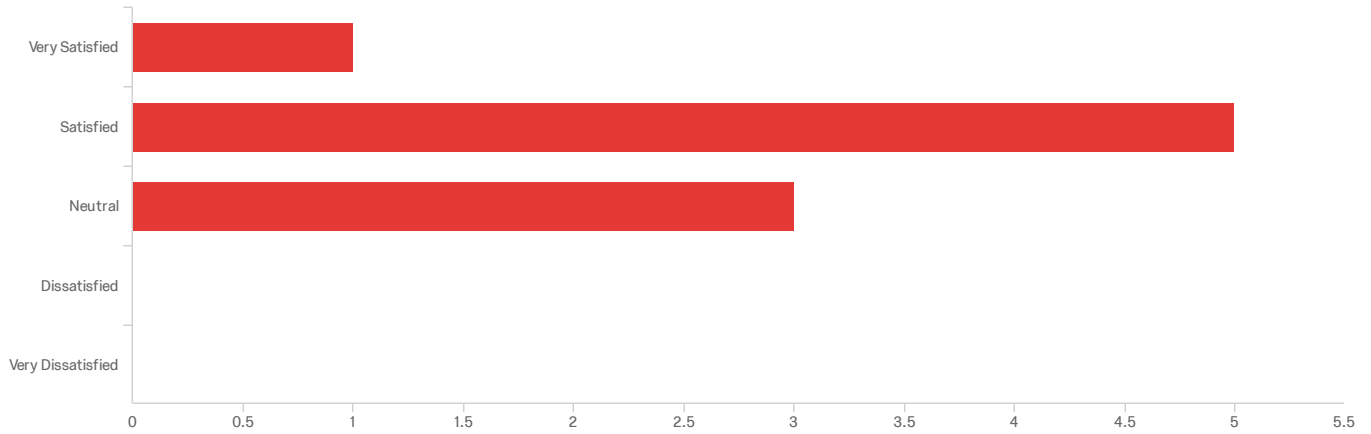


#	Field	Minimum	Maximum	Mean	Std Deviation	Variance	Count
1	How would you rate the Business & Information Technology department's INSTRUCTORS in your MAJOR courses?	1.00	3.00	1.78	0.79	0.62	9

#	Field	Choice Count
1	Very Satisfied	44.44% 4
2	Satisfied	33.33% 3
3	Neutral	22.22% 2
4	Dissatisfied	0.00% 0
5	Very Dissatisfied	0.00% 0
		9

Showing rows 1 - 6 of 6

Q5 - How would you rate the Business & Information Technology department's INSTRUCTORS in your BUSINESS CORE courses (such as Intro to Business, Accounting, Management, Human Resource Management, Business Software Applications)?



#	Field	Minimum	Maximum	Mean	Std Deviation	Variance	Count
1	How would you rate the Business & Information Technology department's INSTRUCTORS in your BUSINESS CORE courses (such as Intro to Business, Accounting, Management, Human Resource Management, Business Software Applications)?	1.00	3.00	2.22	0.63	0.40	9

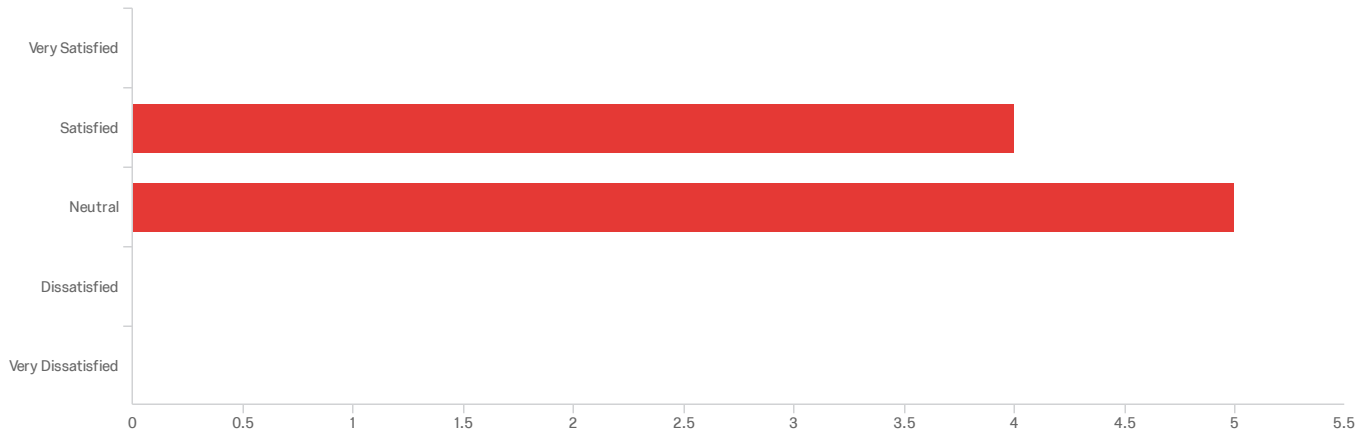
#	Field	Choice Count
1	Very Satisfied	11.11% 1
2	Satisfied	55.56% 5
3	Neutral	33.33% 3
4	Dissatisfied	0.00% 0
5	Very Dissatisfied	0.00% 0
		9

Showing rows 1 - 6 of 6

Q6 - How would you rate the INSTRUCTORS in your GENERAL EDUCATION courses

(such as English Composition, Oral Communication, Mathematics/Statistics, Natural

Science, Social Science, Humanities, and Diversity)?

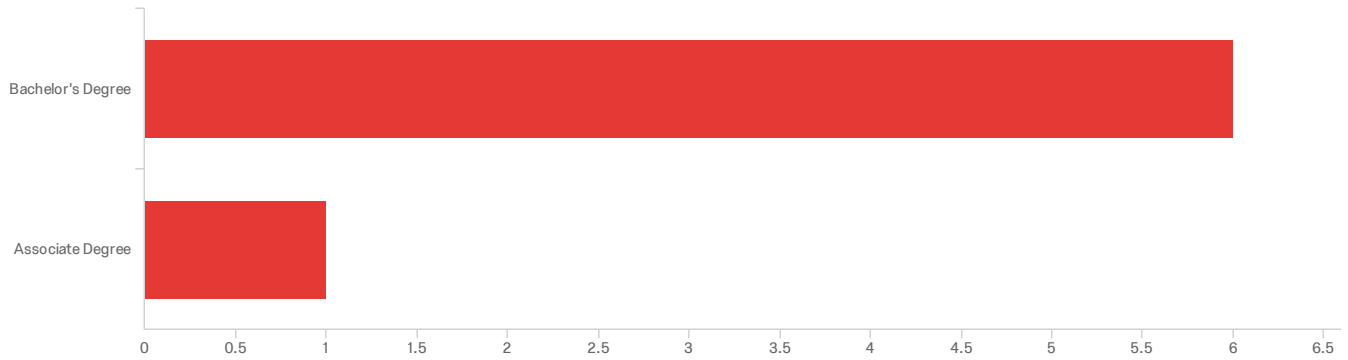


#	Field	Minimum	Maximum	Mean	Std Deviation	Variance	Count
1	How would you rate the INSTRUCTORS in your GENERAL EDUCATION courses (such as English Composition, Oral Communication, Mathematics/Statistics, Natural Science, Social Science, Humanities, and Diversity)?	2.00	3.00	2.56	0.50	0.25	9

#	Field	Choice Count
1	Very Satisfied	0.00% 0
2	Satisfied	44.44% 4
3	Neutral	55.56% 5
4	Dissatisfied	0.00% 0
5	Very Dissatisfied	0.00% 0
		9

Showing rows 1 - 6 of 6

Q7 - What is the highest degree you are about to earn from the Department of Business & Information Technology?



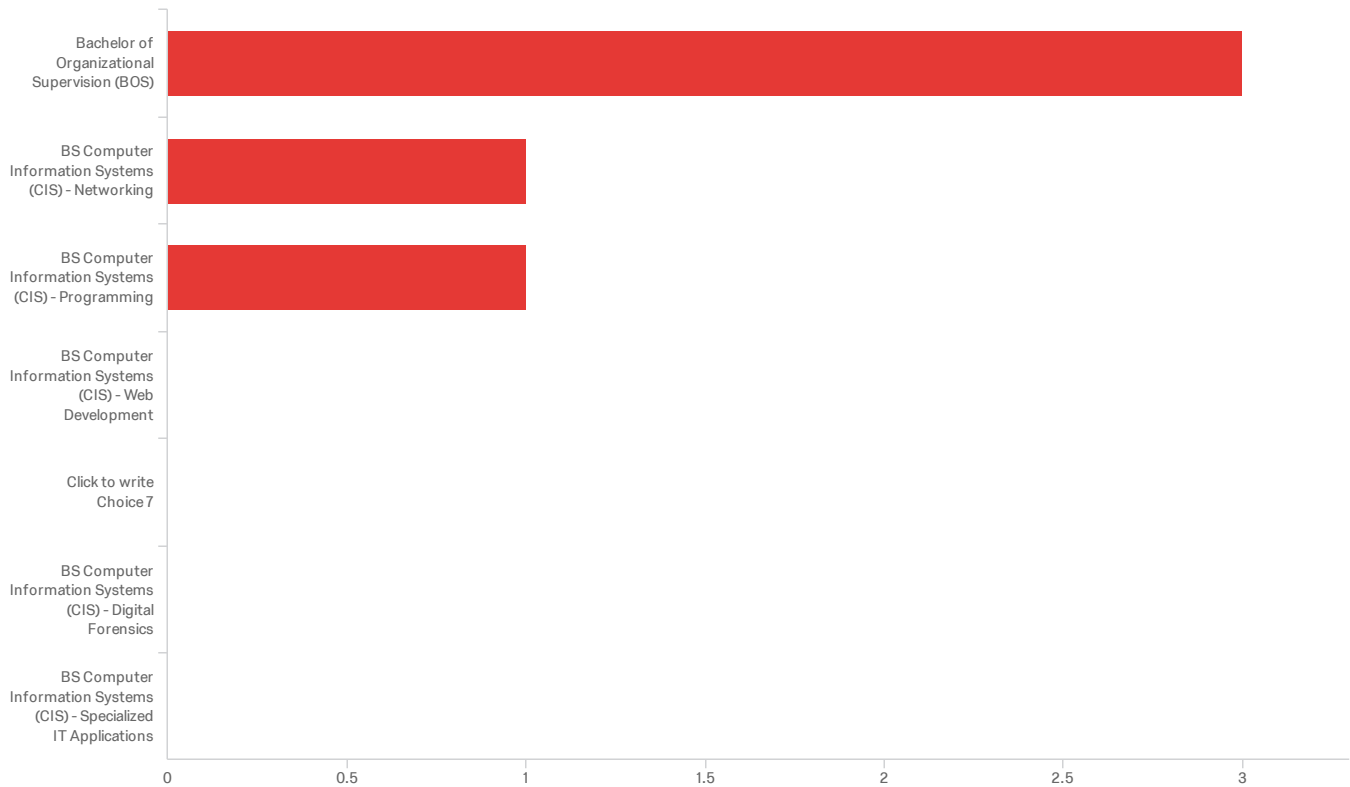
#	Field	Minimum	Maximum	Mean	Std Deviation	Variance	Count
1	What is the highest degree you are about to earn from the Department of Business & Information Technology?	1.00	2.00	1.14	0.35	0.12	7

#	Field	Choice Count
1	Bachelor's Degree	85.71% 6
2	Associate Degree	14.29% 1

7

Showing rows 1 - 3 of 3

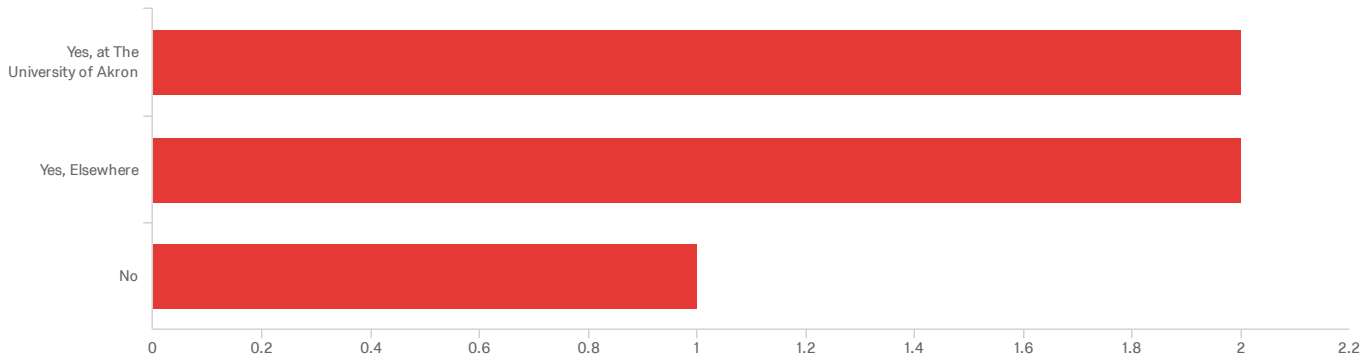
Q8 - If you are earning a bachelor's degree, which PROGRAM OPTION did you pursue?



#	Field	Minimum	Maximum	Mean	Std Deviation	Variance	Count
1	If you are earning a bachelor's degree, which PROGRAM OPTION did you pursue?	1.00	3.00	1.60	0.80	0.64	5

#	Field	Choice Count
1	Bachelor of Organizational Supervision (BOS)	60.00% 3
2	BS Computer Information Systems (CIS) - Networking	20.00% 1
3	BS Computer Information Systems (CIS) - Programming	20.00% 1
4	BS Computer Information Systems (CIS) - Web Development	0.00% 0
5	Click to write Choice 7	0.00% 0
6	BS Computer Information Systems (CIS) - Digital Forensics	0.00% 0
7	BS Computer Information Systems (CIS) - Specialized IT Applications	0.00% 0
		5

Q9 - If you are earning a bachelor's degree, are you considering CONTINUING your EDUCATION in a GRADUATE PROGRAM?



#	Field	Minimum	Maximum	Mean	Std Deviation	Variance	Count
1	If you are earning a bachelor's degree, are you considering CONTINUING your EDUCATION in a GRADUATE PROGRAM?	1.00	3.00	1.80	0.75	0.56	5

#	Field	Choice Count
1	Yes, at The University of Akron	40.00% 2
2	Yes, Elsewhere	40.00% 2
3	No	20.00% 1
		5

Showing rows 1 - 4 of 4

Q10 - If you are earning an associate degree, which PROGRAM OPTION/TRACK did you pursue?

- AAB Business Management Technology (BMT) - General Business
- AAB Business Management Technology (BMT) - Accounting
- AAB Business Management Technology (BMT) - Small Business Management
- AAB Computer Information Systems (CIS) - Cisco Networking
- AAB Computer Information Systems (CIS) - Microsoft Networking
- AAB Computer Information Systems (CIS) - Programming
- AAB Computer Information Systems (CIS) - Web Development
- AAB Hospitality Management (HM) - Culinary Arts
- AAB Hospitality Management (HM) - Hotel/Lodging Management
- AAB Marketing & Sales Technology (MST) - Advertising/Sales
- AAB Marketing & Sales Technology (MST) - Retail/Fashion

#	Field	Minimum	Maximum	Mean	Std Deviation	Variance	Count
1	If you are earning an associate degree, which PROGRAM OPTION/TRACK did you pursue?	0.00	0.00	0.00	0.00	0.00	0

#	Field	Choice Count
---	-------	--------------

#	Field	Choice Count
1	AAB Business Management Technology (BMT) - General Business	0.00% 0
2	AAB Business Management Technology (BMT) - Accounting	0.00% 0
3	AAB Business Management Technology (BMT) - Small Business Management	0.00% 0
4	AAB Computer Information Systems (CIS) - Cisco Networking	0.00% 0
5	AAB Computer Information Systems (CIS) - Microsoft Networking	0.00% 0
6	AAB Computer Information Systems (CIS) - Programming	0.00% 0
7	AAB Computer Information Systems (CIS) - Web Development	0.00% 0
8	AAB Hospitality Management (HM) - Culinary Arts	0.00% 0
9	AAB Hospitality Management (HM) - Hotel/Lodging Management	0.00% 0
10	AAB Marketing & Sales Technology (MST) - Advertising/Sales	0.00% 0
11	AAB Marketing & Sales Technology (MST) - Retail/Fashion	0.00% 0
		0

Showing rows 1 - 12 of 12

Q11 - If you are earning an associate degree, are you considering CONTINUING your EDUCATION to EARN A BACHELOR'S DEGREE?



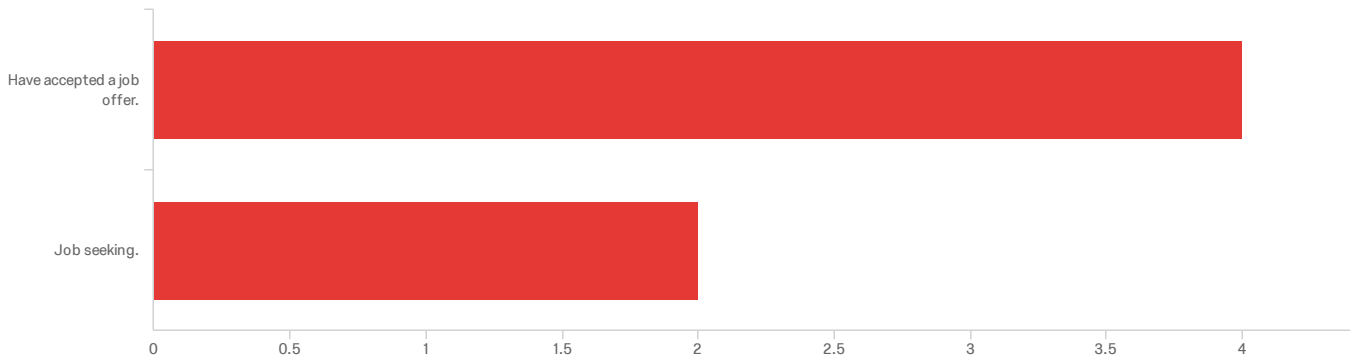
#	Field	Minimum	Maximum	Mean	Std Deviation	Variance	Count
1	If you are earning an associate degree, are you considering CONTINUING your EDUCATION to EARN A BACHELOR'S DEGREE?	0.00	0.00	0.00	0.00	0.00	0

#	Field	Choice Count
1	Yes, through the Dept. of Business & Information Technology	0.00% 0
2	Yes, through a different department in the College of Applied Science & Technology	0.00% 0
3	Yes, through a different college at The University of Akron	0.00% 0
4	No	0.00% 0

0

Showing rows 1 - 5 of 5

Q12 - What is your current EMPLOYMENT STATUS?



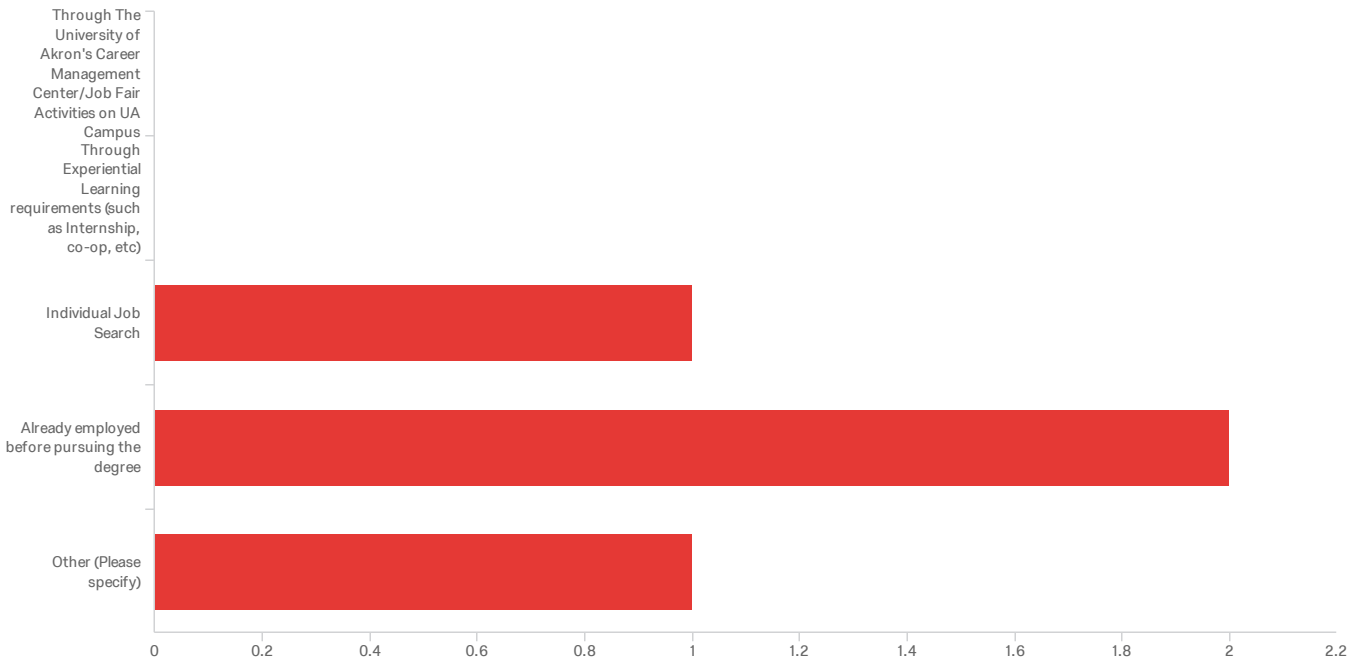
#	Field	Minimum	Maximum	Mean	Std Deviation	Variance	Count
1	What is your current EMPLOYMENT STATUS?	1.00	2.00	1.33	0.47	0.22	6

#	Field	Choice Count
1	Have accepted a job offer.	66.67% 4
2	Job seeking.	33.33% 2

6

Showing rows 1 - 3 of 3

Q13 - If you have accepted a job offer, how did you FIND THE JOB?



#	Field	Minimum	Maximum	Mean	Std Deviation	Variance	Count
1	If you have accepted a job offer, how did you FIND THE JOB? - Selected Choice	3.00	5.00	4.00	0.71	0.50	4

#	Field	Choice Count
1	Through The University of Akron's Career Management Center/Job Fair Activities on UA Campus	0.00% 0
2	Through Experiential Learning requirements (such as Internship, co-op, etc)	0.00% 0
3	Individual Job Search	25.00% 1
4	Already employed before pursuing the degree	50.00% 2
5	Other (Please specify)	25.00% 1
		4

Showing rows 1 - 6 of 6

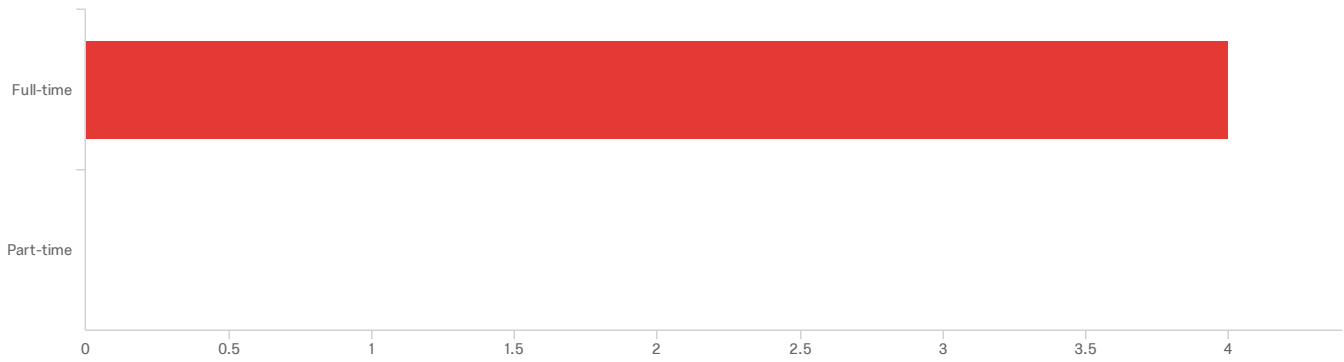
Q13_4_TEXT - Other (Please specify)

Other (Please specify)

Other (Please specify)

Department email with internship opportunity, not necessarily for internship requirement

Q14 - If you have accepted a job offer, is the job FULL-TIME or PART-TIME?



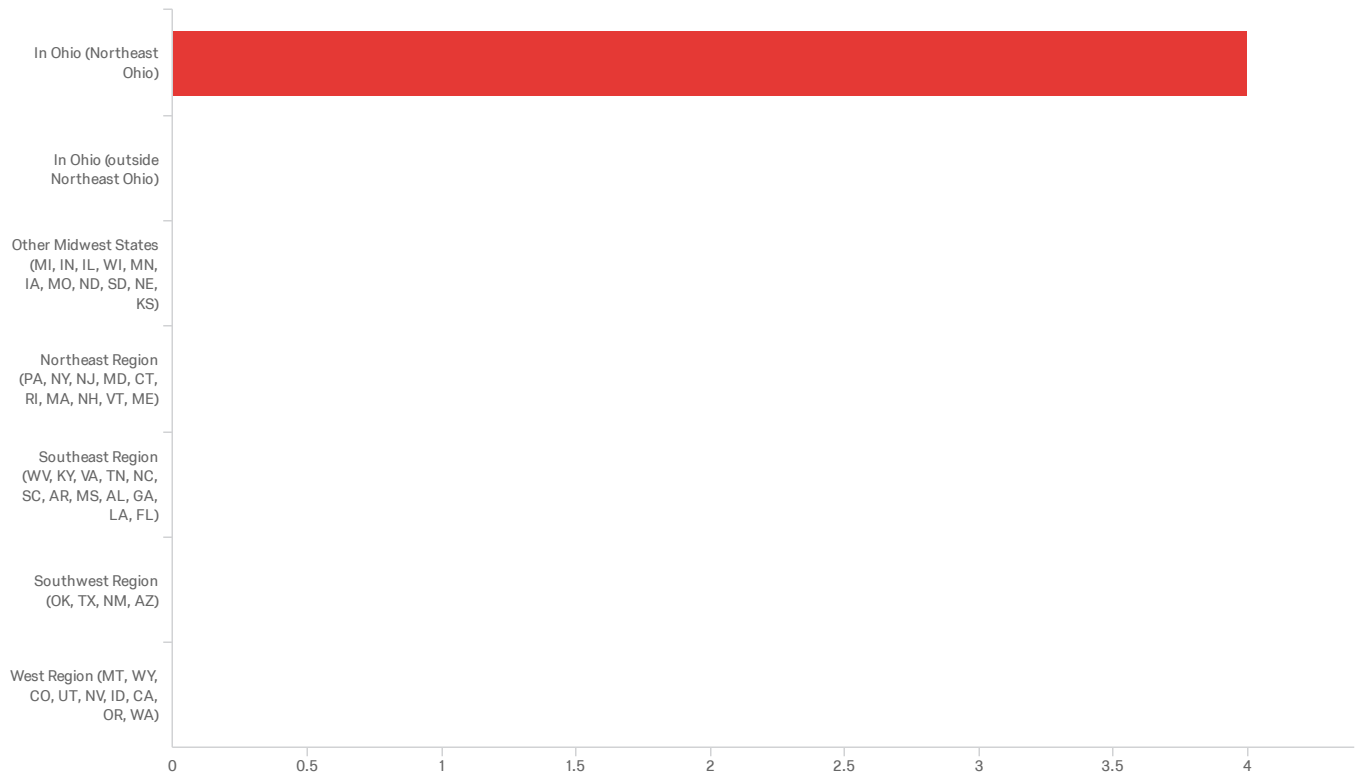
#	Field	Minimum	Maximum	Mean	Std Deviation	Variance	Count
1	If you have accepted a job offer, is the job FULL-TIME or PART-TIME?	1.00	1.00	1.00	0.00	0.00	4

#	Field	Choice Count
1	Full-time	100.00% 4
2	Part-time	0.00% 0

4

Showing rows 1 - 3 of 3

Q15 - If you have accepted a full-time job offer, which REGION is the job LOCATED?

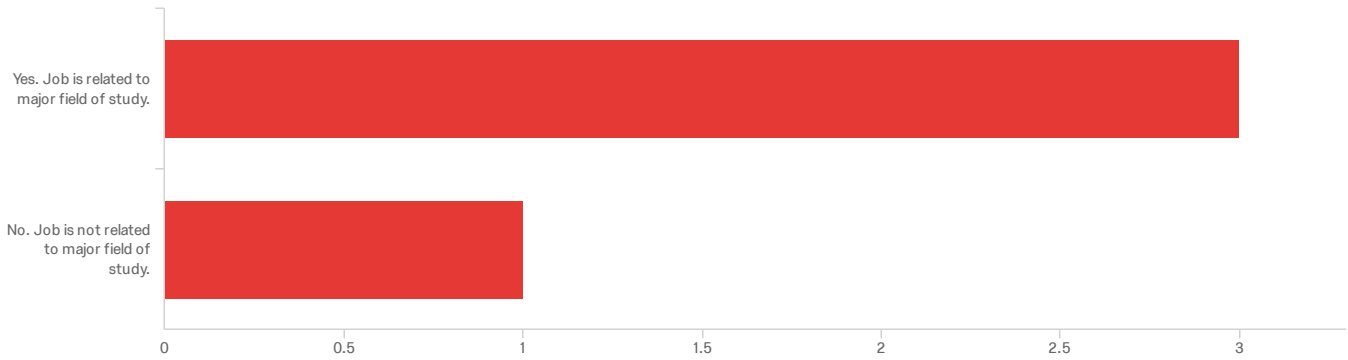


#	Field	Minimum	Maximum	Mean	Std Deviation	Variance	Count
1	If you have accepted a full-time job offer, which REGION is the job LOCATED?	1.00	1.00	1.00	0.00	0.00	4

#	Field	Choice Count
1	In Ohio (Northeast Ohio)	100.00% 4
2	In Ohio (outside Northeast Ohio)	0.00% 0
3	Other Midwest States (MI, IN, IL, WI, MN, IA, MO, ND, SD, NE, KS)	0.00% 0
4	Northeast Region (PA, NY, NJ, MD, CT, RI, MA, NH, VT, ME)	0.00% 0
5	Southeast Region (WV, KY, VA, TN, NC, SC, AR, MS, AL, GA, LA, FL)	0.00% 0
6	Southwest Region (OK, TX, NM, AZ)	0.00% 0
7	West Region (MT, WY, CO, UT, NV, ID, CA, OR, WA)	0.00% 0
		4

Q16 - If you have accepted a full-time job offer, is the job RELATED to your MAJOR

FIELD OF STUDY?




#	Field	Minimum	Maximum	Mean	Std Deviation	Variance	Count
1	If you have accepted a full-time job offer, is the job RELATED to your MAJOR FIELD OF STUDY?	1.00	2.00	1.25	0.43	0.19	4

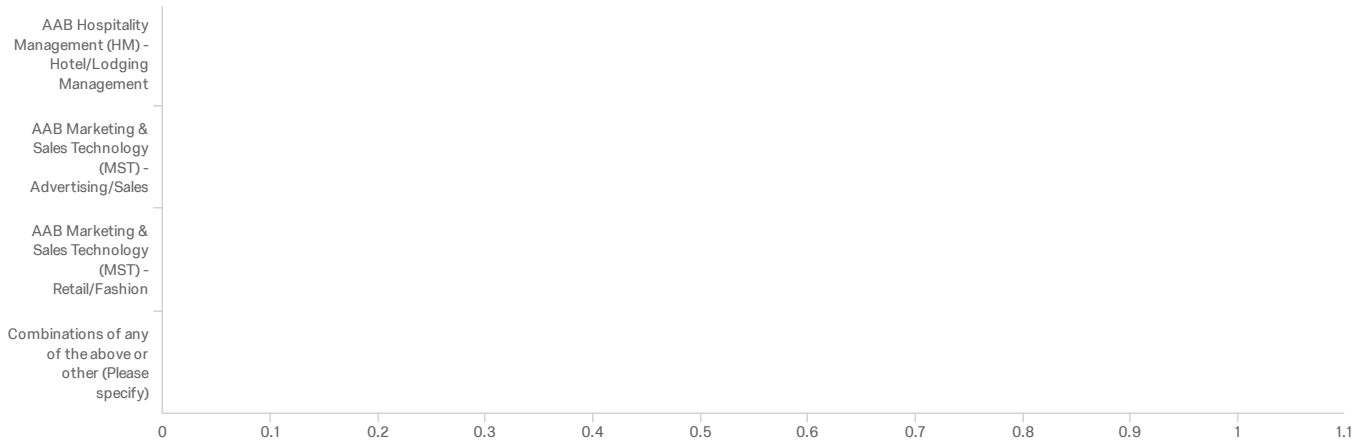
#	Field	Choice Count
1	Yes. Job is related to major field of study.	75.00% 3
2	No. Job is not related to major field of study.	25.00% 1

4

Showing rows 1 - 3 of 3

Q17 - If you have accepted a full-time job offer that is related to your major field of study, please indicate which of the following DEGREE PROGRAMS CONTRIBUTED to your EMPLOYMENT or job offer.





#	Field	Minimum	Maximum	Mean	Std Deviation	Variance	Count
1	If you have accepted a full-time job offer that is related to your major field of study, please indicate which of the following DEGREE PROGRAMS CONTRIBUTED to your EMPLOYMENT or job offer. - Selected Choice	1.00	3.00	2.00	0.82	0.67	3

#	Field	Choice Count
1	Bachelor of Organizational Supervision (BOS)	33.33% 1
2	BS Computer Information Systems (CIS) - Networking	33.33% 1
3	BS Computer Information Systems (CIS) - Programming	33.33% 1
4	BS Computer Information Systems (CIS) - Web Development	0.00% 0
5	BS Computer Information Systems (CIS) - Cybersecurity	0.00% 0
6	BS Computer Information Systems (CIS) - Digital Forensics	0.00% 0
7	BS Computer Information Systems (CIS) - Specialized IT Applications	0.00% 0
8	AAB Computer Information Systems (CIS) - Cisco Networking	0.00% 0
9	AAB Computer Information Systems (CIS) - Microsoft Networking	0.00% 0
10	AAB Computer Information Systems (CIS) - Programming	0.00% 0
11	AAB Computer Information Systems (CIS) - Web Development	0.00% 0
12	AAB Business Management Technology (BMT) - General Business	0.00% 0
13	AAB Business Management Technology (BMT) - Accounting	0.00% 0
14	AAB Business Management Technology (BMT) - Small Business Management	0.00% 0
15	AAB Hospitality Management (HM) - Culinary Arts	0.00% 0

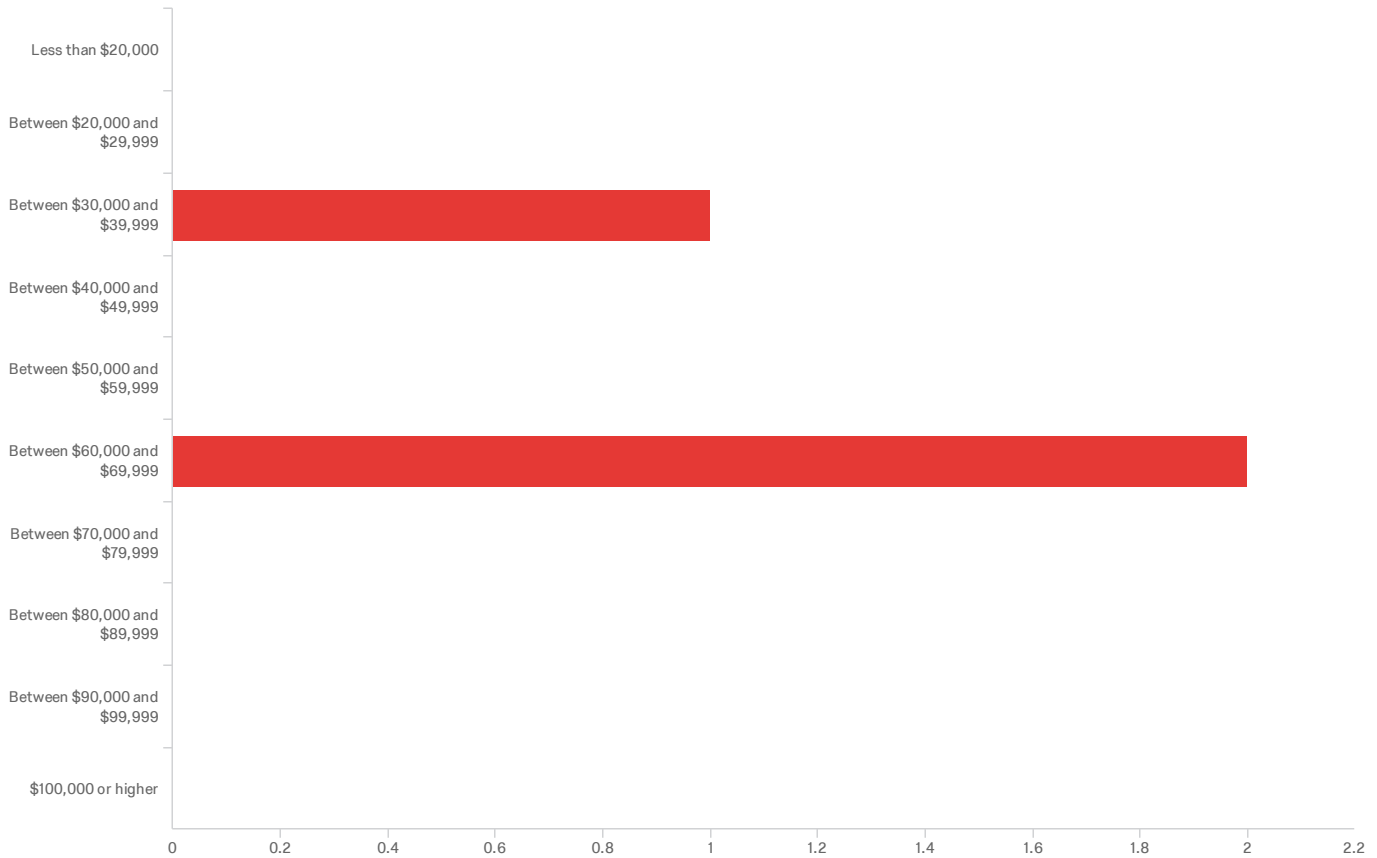
#	Field	Choice Count
16	AAB Hospitality Management (HM) - Hotel/Lodging Management	0.00% 0
17	AAB Marketing & Sales Technology (MST) - Advertising/Sales	0.00% 0
18	AAB Marketing & Sales Technology (MST) - Retail/Fashion	0.00% 0
19	Combinations of any of the above or other (Please specify)	0.00% 0
		3

Showing rows 1 - 20 of 20

Q17_4_TEXT - Combinations of any of the above or other (Please specify)

Combinations of any of the above or other (Please specify)

Q18 - If you have accepted a full-time job offer that is related to your major field of study, what is your ANNUAL SALARY RANGE?



#	Field	Minimum	Maximum	Mean	Std Deviation	Variance	Count
1	If you have accepted a full-time job offer that is related to your major field of study, what is your ANNUAL SALARY RANGE?	3.00	6.00	5.00	1.41	2.00	3

#	Field	Choice Count
1	Less than \$20,000	0.00% 0
2	Between \$20,000 and \$29,999	0.00% 0
3	Between \$30,000 and \$39,999	33.33% 1
4	Between \$40,000 and \$49,999	0.00% 0
5	Between \$50,000 and \$59,999	0.00% 0

#	Field	Choice Count
6	Between \$60,000 and \$69,999	66.67% 2
7	Between \$70,000 and \$79,999	0.00% 0
8	Between \$80,000 and \$89,999	0.00% 0
9	Between \$90,000 and \$99,999	0.00% 0
10	\$100,000 or higher	0.00% 0

3

Showing rows 1 - 11 of 11

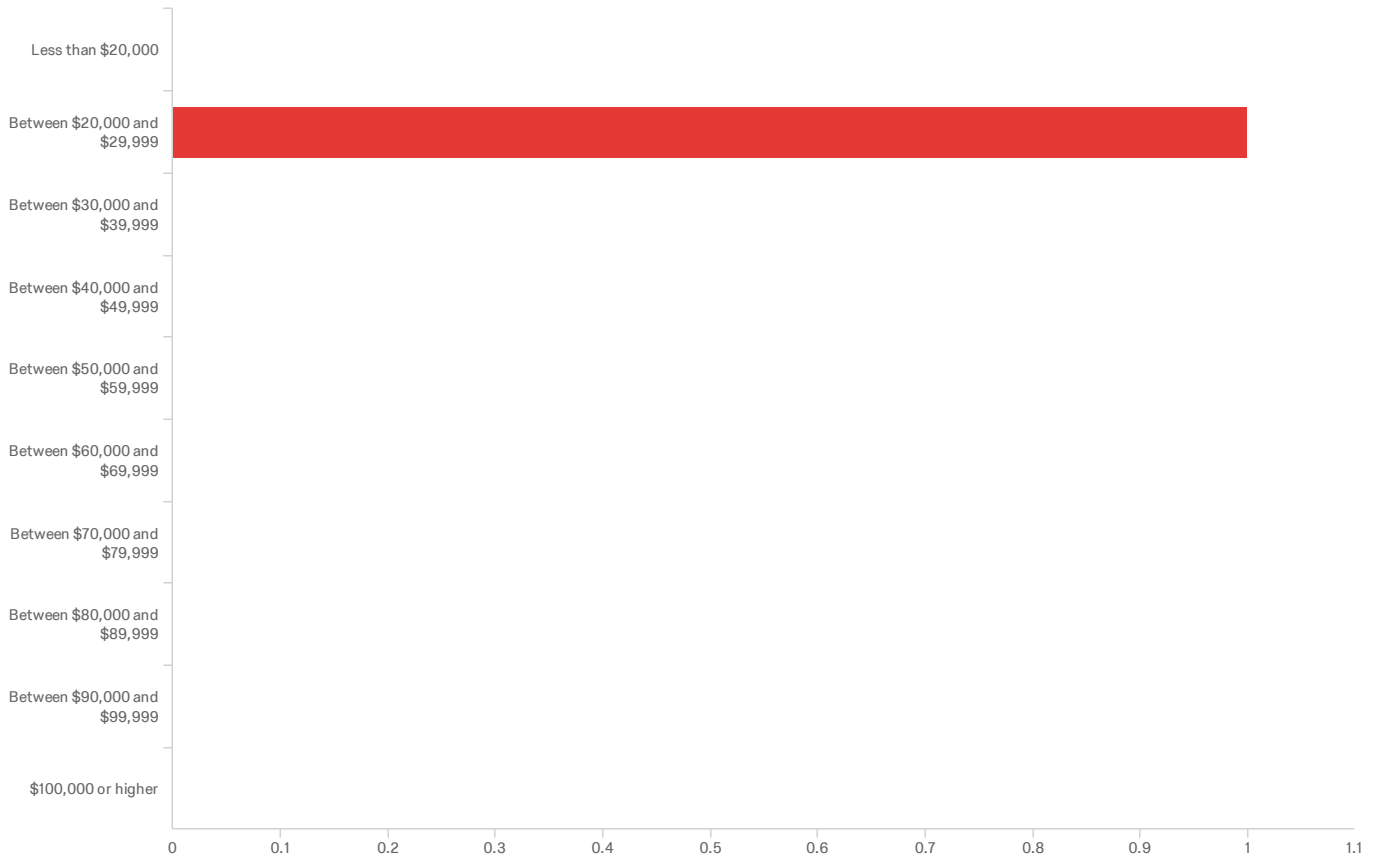
Q19 - If you have accepted a full-time job offer that is related to your major field of study, could you please specify the name of your EMPLOYER below?

If you have accepted a full-time job offer that is related to your major fi...

The JM Smucker Company

FirstEnergy

Q20 - If you have accepted a full-time job offer that is NOT related to your major field of study, what is your ANNUAL SALARY RANGE?



#	Field	Minimum	Maximum	Mean	Std Deviation	Variance	Count
1	If you have accepted a full-time job offer that is NOT related to your major field of study, what is your ANNUAL SALARY RANGE?	2.00	2.00	2.00	0.00	0.00	1

#	Field	Choice Count
1	Less than \$20,000	0.00% 0
2	Between \$20,000 and \$29,999	100.00% 1
3	Between \$30,000 and \$39,999	0.00% 0
4	Between \$40,000 and \$49,999	0.00% 0
5	Between \$50,000 and \$59,999	0.00% 0

#	Field	Choice Count
6	Between \$60,000 and \$69,999	0.00% 0
7	Between \$70,000 and \$79,999	0.00% 0
8	Between \$80,000 and \$89,999	0.00% 0
9	Between \$90,000 and \$99,999	0.00% 0
10	\$100,000 or higher	0.00% 0

1

Showing rows 1 - 11 of 11

Q21 - If you have accepted a full-time job offer that is NOT related to your major field of study, could you please specify the name of your EMPLOYER below?

If you have accepted a full-time job offer that is NOT related to your majo...

Cleveland Clinic Akron General Medical Center

End of Report