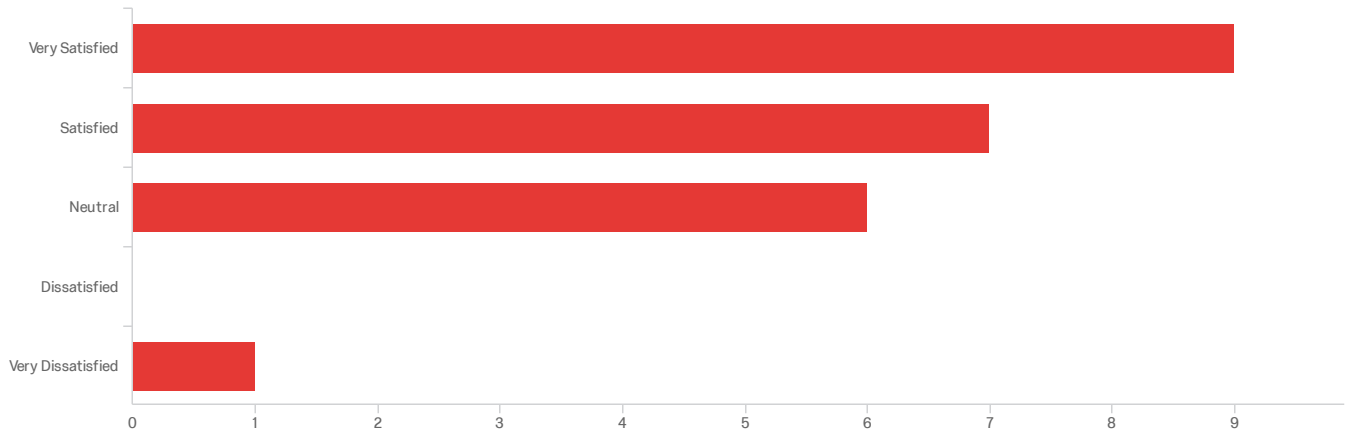


2018 Fall BIT Dept Graduation Survey

2018 Fall BIT Dept Graduation Exit Survey

January 29, 2020 5:45 PM EST

Q1 - How would you rate your OVERALL EXPERIENCE at The University of Akron?

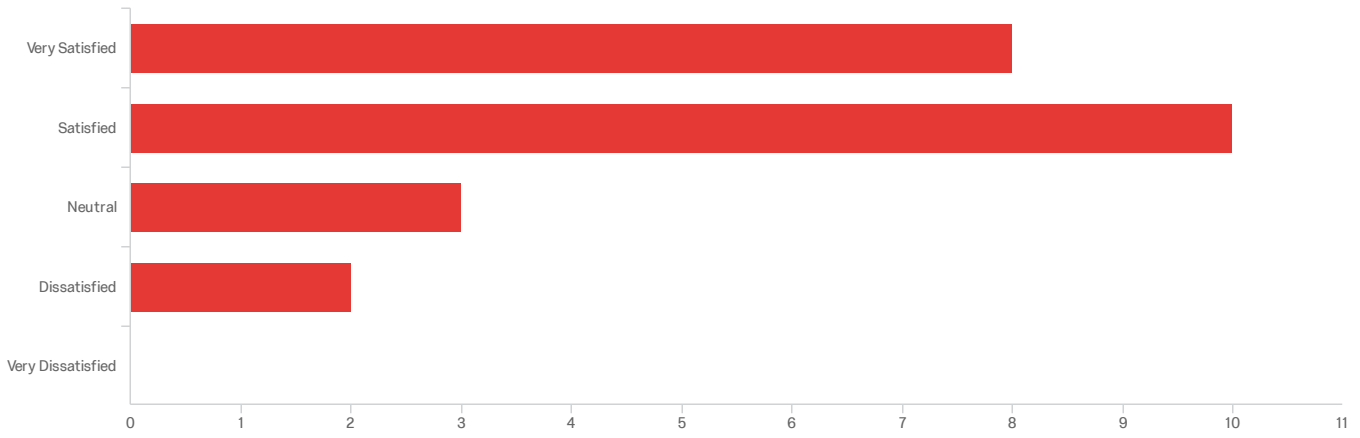


#	Field	Minimum	Maximum	Mean	Std Deviation	Variance	Count
1	How would you rate your OVERALL EXPERIENCE at The University of Akron?	1.00	5.00	2.00	1.02	1.04	23

#	Field	Choice Count
1	Very Satisfied	39.13% 9
2	Satisfied	30.43% 7
3	Neutral	26.09% 6
4	Dissatisfied	0.00% 0
5	Very Dissatisfied	4.35% 1
		23

Showing rows 1 - 6 of 6

Q2 - How would you rate the INSTRUCTIONAL FACILITIES/RESOURCES (such as classroom, lab, instructional technology) at The University of Akron?

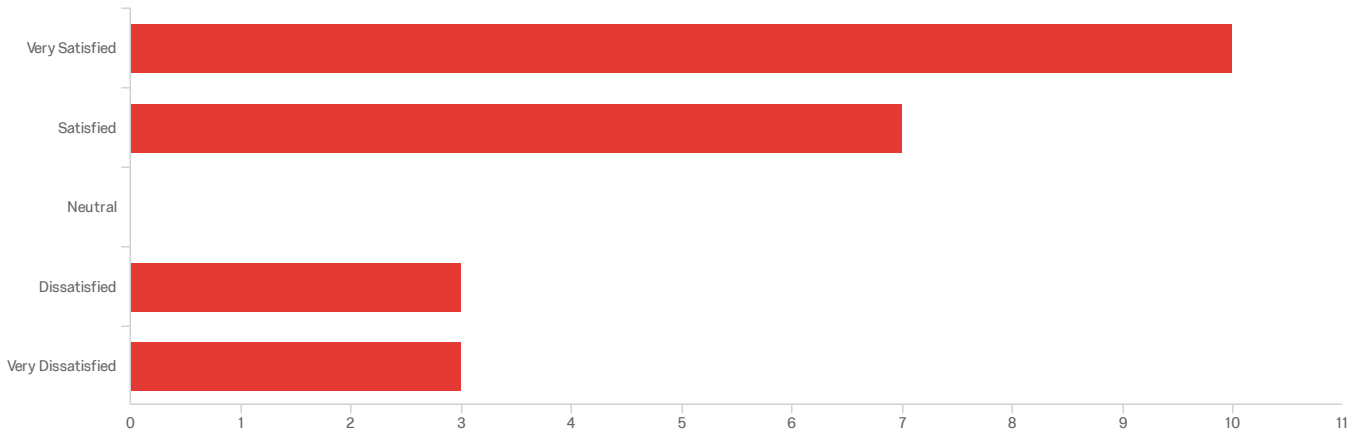


#	Field	Minimum	Maximum	Mean	Std Deviation	Variance	Count
1	How would you rate the INSTRUCTIONAL FACILITIES/RESOURCES (such as classroom, lab, instructional technology) at The University of Akron?	1.00	4.00	1.96	0.91	0.82	23

#	Field	Choice Count
1	Very Satisfied	34.78% 8
2	Satisfied	43.48% 10
3	Neutral	13.04% 3
4	Dissatisfied	8.70% 2
5	Very Dissatisfied	0.00% 0
		23

Showing rows 1 - 6 of 6

Q3 - How would you rate the ADVISING (academic, career, personal) you received at the College of Applied Science & Technology (CAST)?



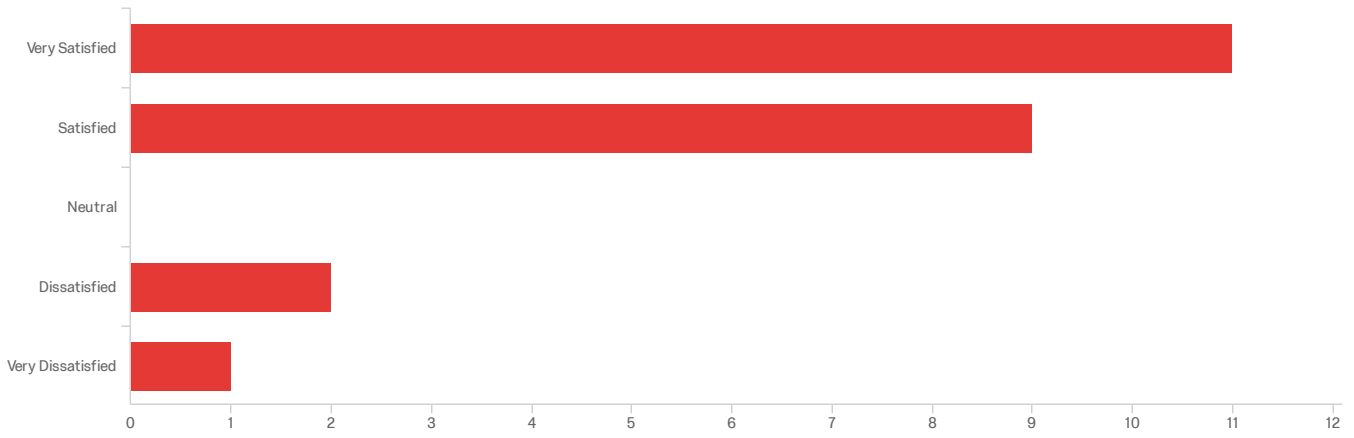
#	Field	Minimum	Maximum	Mean	Std Deviation	Variance	Count
1	How would you rate the ADVISING (academic, career, personal) you received at the College of Applied Science & Technology (CAST)?	1.00	5.00	2.22	1.44	2.08	23

#	Field	Choice Count
1	Very Satisfied	43.48% 10
2	Satisfied	30.43% 7
3	Neutral	0.00% 0
4	Dissatisfied	13.04% 3
5	Very Dissatisfied	13.04% 3
		23

Showing rows 1 - 6 of 6

Q4 - How would you rate the Business & Information Technology department's

INSTRUCTORS in your MAJOR courses?

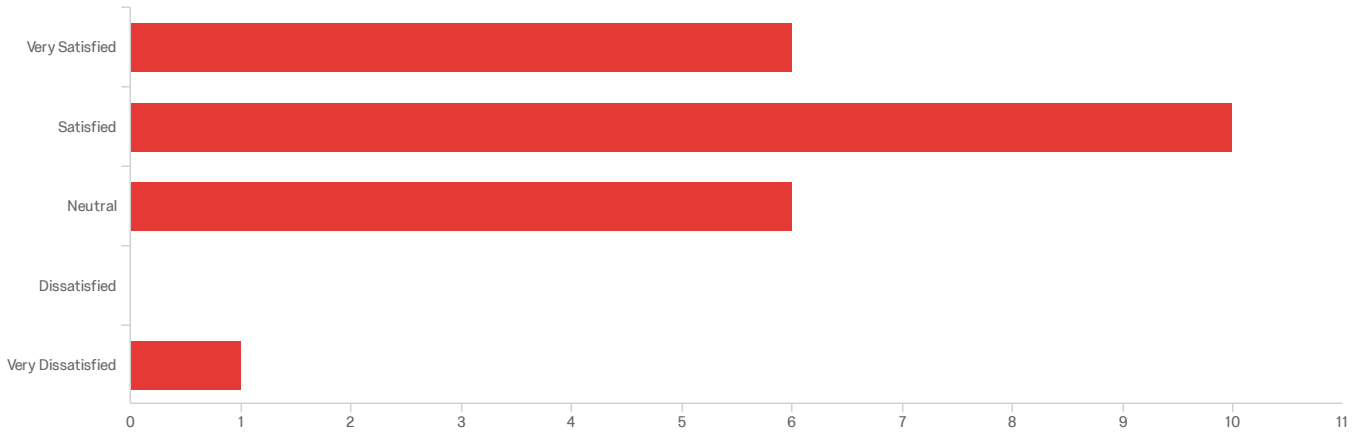


#	Field	Minimum	Maximum	Mean	Std Deviation	Variance	Count
1	How would you rate the Business & Information Technology department's INSTRUCTORS in your MAJOR courses?	1.00	5.00	1.83	1.09	1.19	23

#	Field	Choice Count
1	Very Satisfied	47.83% 11
2	Satisfied	39.13% 9
3	Neutral	0.00% 0
4	Dissatisfied	8.70% 2
5	Very Dissatisfied	4.35% 1
		23

Showing rows 1 - 6 of 6

Q5 - How would you rate the Business & Information Technology department's INSTRUCTORS in your BUSINESS CORE courses (such as Intro to Business, Accounting, Management, Human Resource Management, Business Software Applications)?



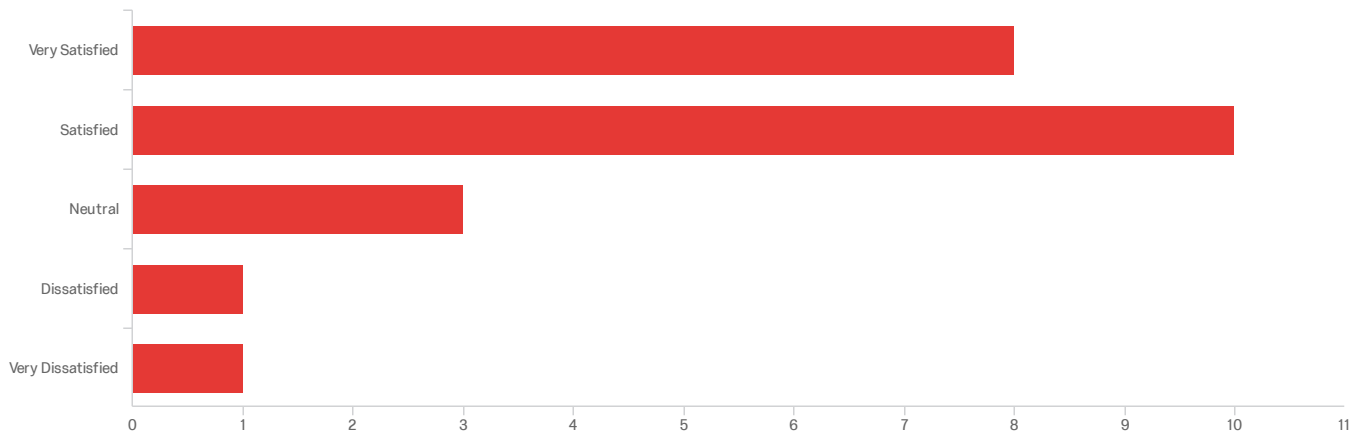
#	Field	Minimum	Maximum	Mean	Std Deviation	Variance	Count
1	How would you rate the Business & Information Technology department's INSTRUCTORS in your BUSINESS CORE courses (such as Intro to Business, Accounting, Management, Human Resource Management, Business Software Applications)?	1.00	5.00	2.13	0.95	0.90	23

#	Field	Choice Count
1	Very Satisfied	26.09% 6
2	Satisfied	43.48% 10
3	Neutral	26.09% 6
4	Dissatisfied	0.00% 0
5	Very Dissatisfied	4.35% 1
		23

Showing rows 1 - 6 of 6

Q6 - How would you rate the INSTRUCTORS in your GENERAL EDUCATION courses

(such as English Composition, Oral Communication, Mathematics/Statistics, Natural Science, Social Science, Humanities, and Diversity)?

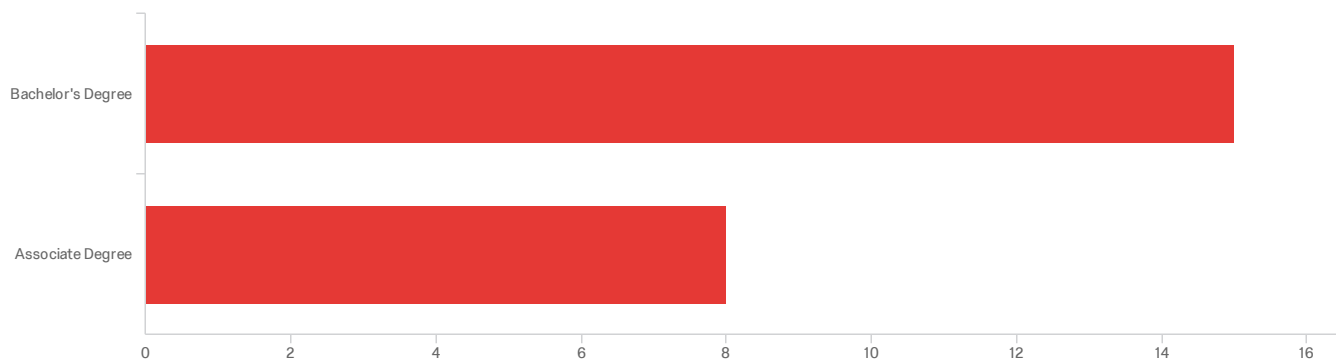


#	Field	Minimum	Maximum	Mean	Std Deviation	Variance	Count
1	How would you rate the INSTRUCTORS in your GENERAL EDUCATION courses (such as English Composition, Oral Communication, Mathematics/Statistics, Natural Science, Social Science, Humanities, and Diversity)?	1.00	5.00	2.00	1.02	1.04	23

#	Field	Choice Count
1	Very Satisfied	34.78% 8
2	Satisfied	43.48% 10
3	Neutral	13.04% 3
4	Dissatisfied	4.35% 1
5	Very Dissatisfied	4.35% 1
		23

Showing rows 1 - 6 of 6

Q7 - What is the highest degree you are about to earn from the Department of Business & Information Technology?



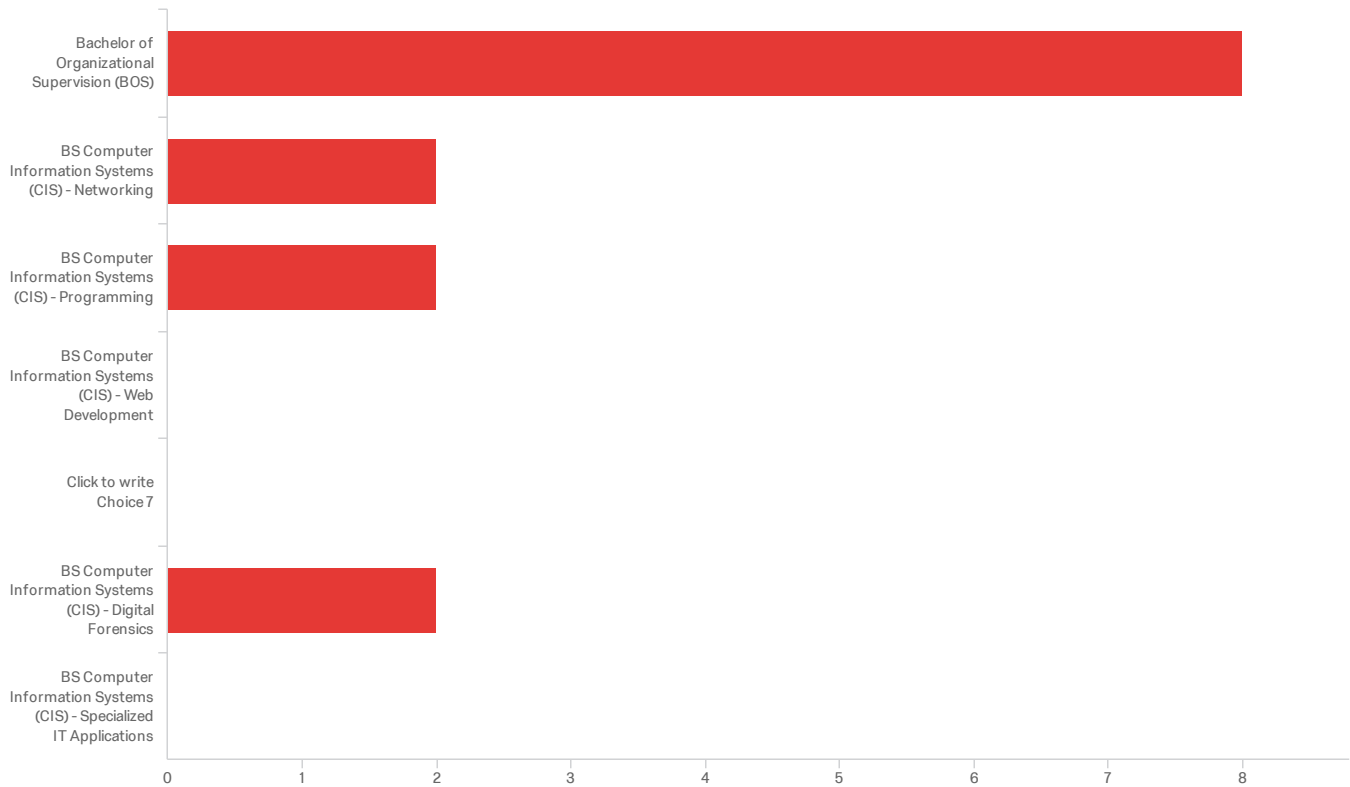
#	Field	Minimum	Maximum	Mean	Std Deviation	Variance	Count
1	What is the highest degree you are about to earn from the Department of Business & Information Technology?	1.00	2.00	1.35	0.48	0.23	23

#	Field	Choice Count
1	Bachelor's Degree	65.22% 15
2	Associate Degree	34.78% 8

23

Showing rows 1 - 3 of 3

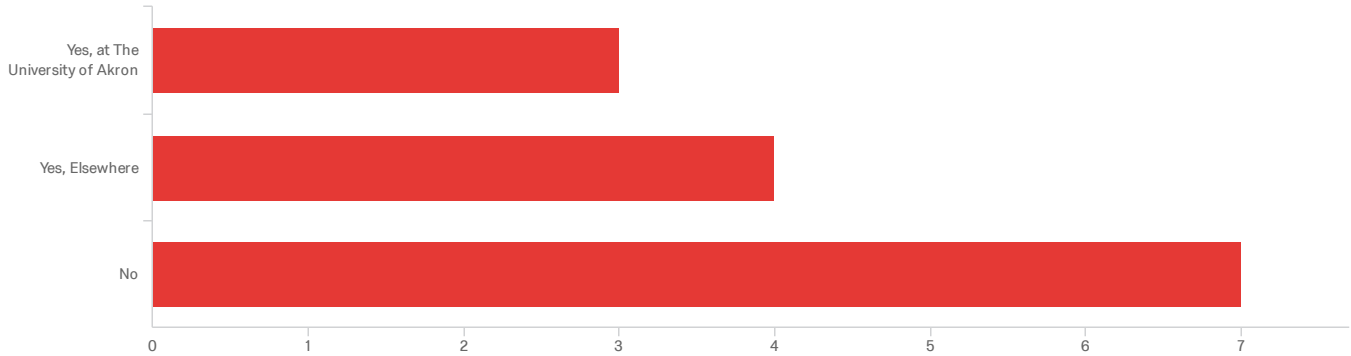
Q8 - If you are earning a bachelor's degree, which PROGRAM OPTION did you pursue?



#	Field	Minimum	Maximum	Mean	Std Deviation	Variance	Count
1	If you are earning a bachelor's degree, which PROGRAM OPTION did you pursue?	1.00	6.00	2.14	1.73	2.98	14

#	Field	Choice Count
1	Bachelor of Organizational Supervision (BOS)	57.14% 8
2	BS Computer Information Systems (CIS) - Networking	14.29% 2
3	BS Computer Information Systems (CIS) - Programming	14.29% 2
4	BS Computer Information Systems (CIS) - Web Development	0.00% 0
5	Click to write Choice 7	0.00% 0
6	BS Computer Information Systems (CIS) - Digital Forensics	14.29% 2
7	BS Computer Information Systems (CIS) - Specialized IT Applications	0.00% 0

Q9 - If you are earning a bachelor's degree, are you considering CONTINUING your EDUCATION in a GRADUATE PROGRAM?

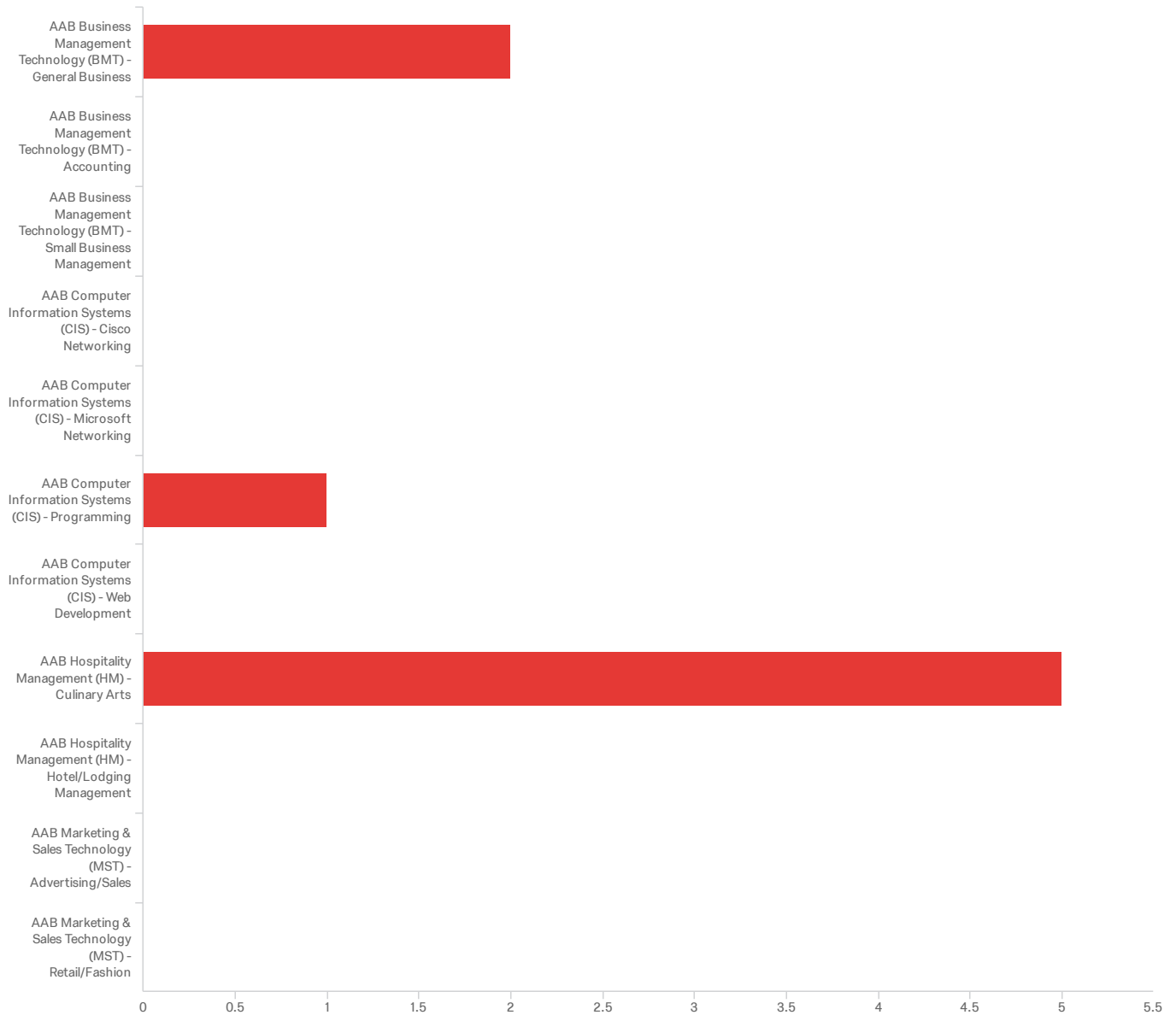


#	Field	Minimum	Maximum	Mean	Std Deviation	Variance	Count
1	If you are earning a bachelor's degree, are you considering CONTINUING your EDUCATION in a GRADUATE PROGRAM?	1.00	3.00	2.29	0.80	0.63	14

#	Field	Choice Count
1	Yes, at The University of Akron	21.43% 3
2	Yes, Elsewhere	28.57% 4
3	No	50.00% 7
		14

Showing rows 1 - 4 of 4

Q10 - If you are earning an associate degree, which PROGRAM OPTION/TRACK did you pursue?



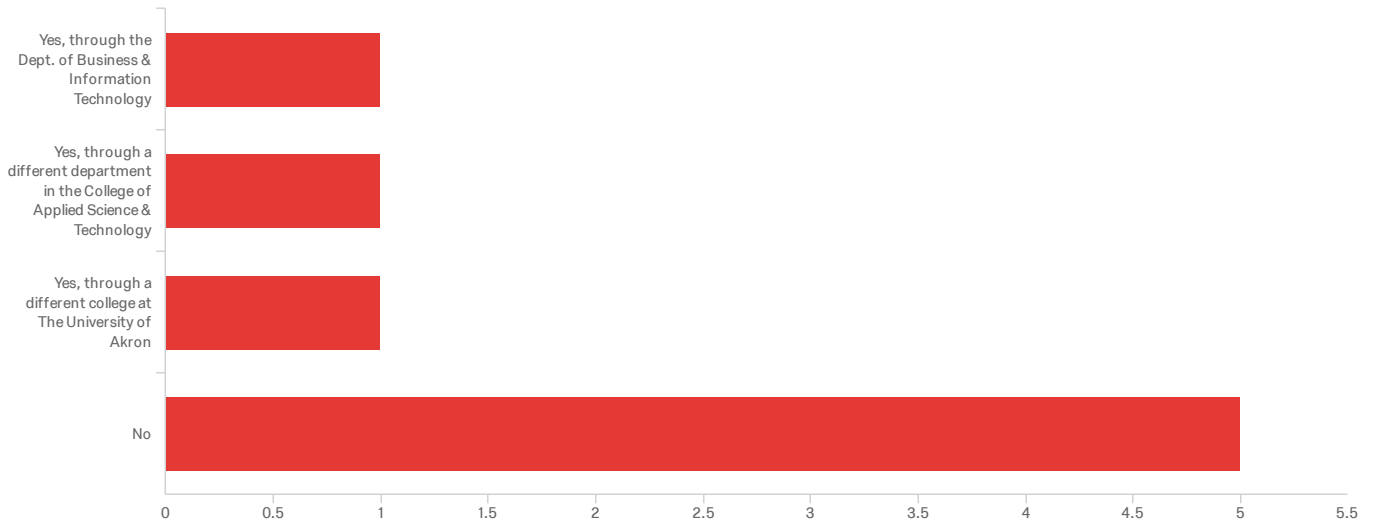
#	Field	Minimum	Maximum	Mean	Std Deviation	Variance	Count
1	If you are earning an associate degree, which PROGRAM OPTION/TRACK did you pursue?	1.00	8.00	6.00	2.96	8.75	8

#	Field	Choice Count
---	-------	--------------

#	Field	Choice Count
1	AAB Business Management Technology (BMT) - General Business	25.00% 2
2	AAB Business Management Technology (BMT) - Accounting	0.00% 0
3	AAB Business Management Technology (BMT) - Small Business Management	0.00% 0
4	AAB Computer Information Systems (CIS) - Cisco Networking	0.00% 0
5	AAB Computer Information Systems (CIS) - Microsoft Networking	0.00% 0
6	AAB Computer Information Systems (CIS) - Programming	12.50% 1
7	AAB Computer Information Systems (CIS) - Web Development	0.00% 0
8	AAB Hospitality Management (HM) - Culinary Arts	62.50% 5
9	AAB Hospitality Management (HM) - Hotel/Lodging Management	0.00% 0
10	AAB Marketing & Sales Technology (MST) - Advertising/Sales	0.00% 0
11	AAB Marketing & Sales Technology (MST) - Retail/Fashion	0.00% 0
		8

Showing rows 1 - 12 of 12

Q11 - If you are earning an associate degree, are you considering CONTINUING your EDUCATION to EARN A BACHELOR'S DEGREE?



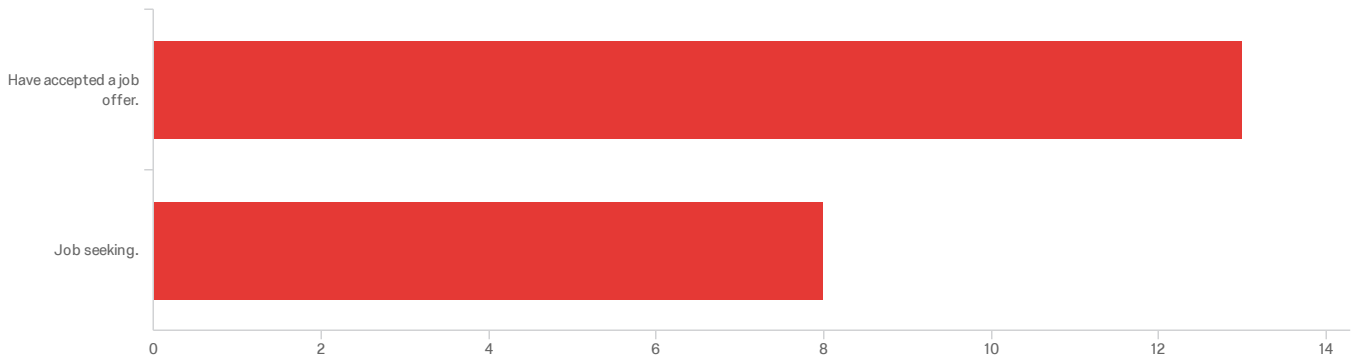
#	Field	Minimum	Maximum	Mean	Std Deviation	Variance	Count
1	If you are earning an associate degree, are you considering CONTINUING your EDUCATION to EARN A BACHELOR'S DEGREE?	1.00	4.00	3.25	1.09	1.19	8

#	Field	Choice Count
1	Yes, through the Dept. of Business & Information Technology	12.50% 1
2	Yes, through a different department in the College of Applied Science & Technology	12.50% 1
3	Yes, through a different college at The University of Akron	12.50% 1
4	No	62.50% 5

8

Showing rows 1 - 5 of 5

Q12 - What is your current EMPLOYMENT STATUS?



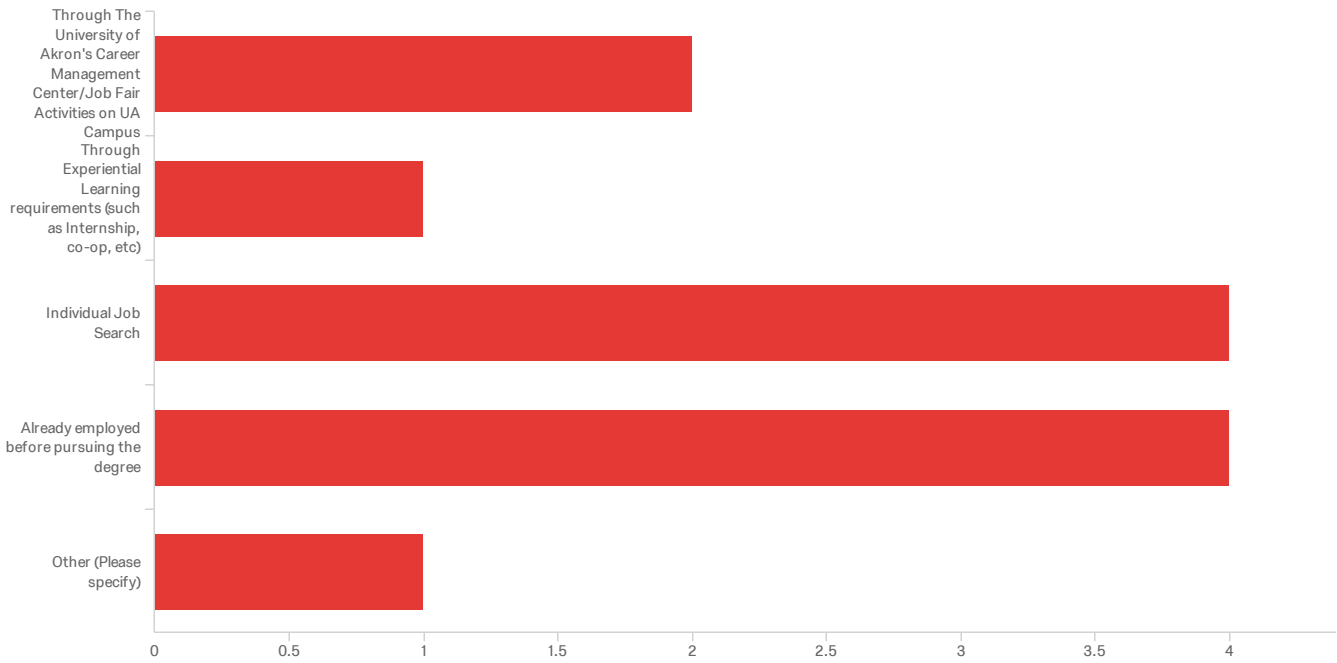
#	Field	Minimum	Maximum	Mean	Std Deviation	Variance	Count
1	What is your current EMPLOYMENT STATUS?	1.00	2.00	1.38	0.49	0.24	21

#	Field	Choice Count
1	Have accepted a job offer.	61.90% 13
2	Job seeking.	38.10% 8

21

Showing rows 1 - 3 of 3

Q13 - If you have accepted a job offer, how did you FIND THE JOB?



#	Field	Minimum	Maximum	Mean	Std Deviation	Variance	Count
1	If you have accepted a job offer, how did you FIND THE JOB? - Selected Choice	1.00	5.00	3.08	1.19	1.41	12

#	Field	Choice Count
1	Through The University of Akron's Career Management Center/Job Fair Activities on UA Campus	16.67% 2
2	Through Experiential Learning requirements (such as Internship, co-op, etc)	8.33% 1
3	Individual Job Search	33.33% 4
4	Already employed before pursuing the degree	33.33% 4
5	Other (Please specify)	8.33% 1
		12

Showing rows 1 - 6 of 6

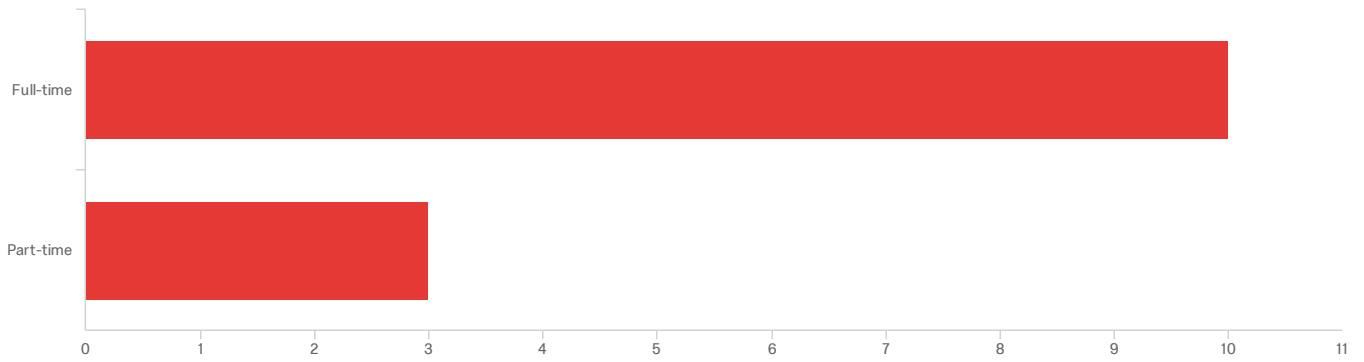
Q13_4_TEXT - Other (Please specify)

Other (Please specify)

Other (Please specify)

Professor Smith put me in contact with my employer to gain an internship and it has developed into a full time role

Q14 - If you have accepted a job offer, is the job FULL-TIME or PART-TIME?



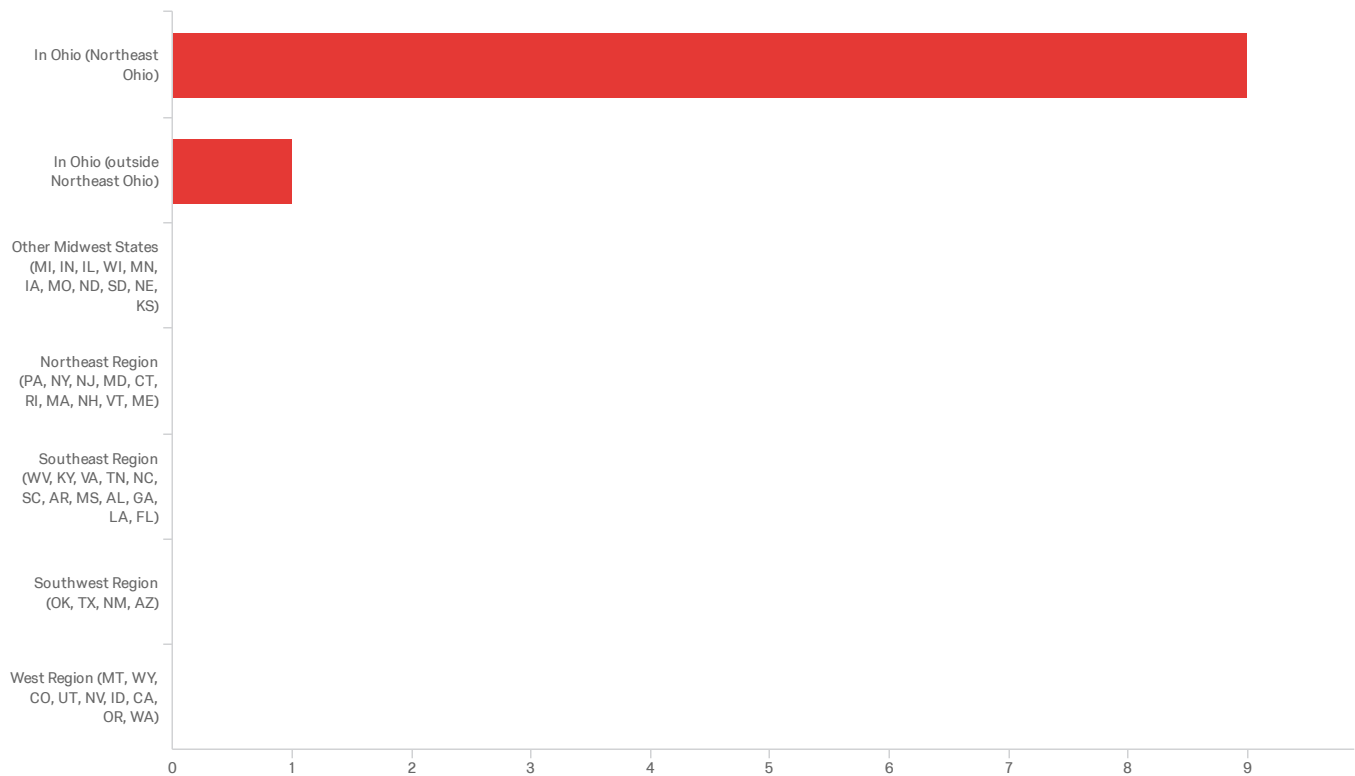
#	Field	Minimum	Maximum	Mean	Std Deviation	Variance	Count
1	If you have accepted a job offer, is the job FULL-TIME or PART-TIME?	1.00	2.00	1.23	0.42	0.18	13

#	Field	Choice Count
1	Full-time	76.92% 10
2	Part-time	23.08% 3

13

Showing rows 1 - 3 of 3

Q15 - If you have accepted a full-time job offer, which REGION is the job LOCATED?

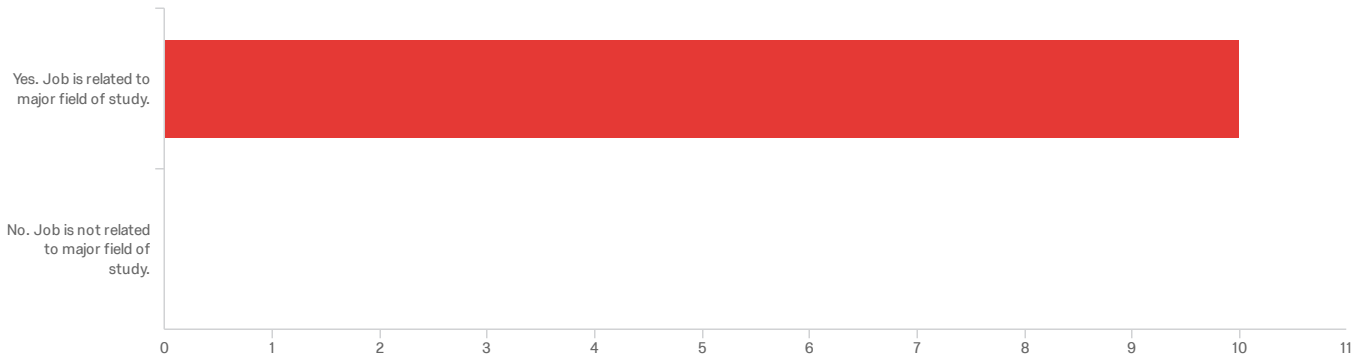


#	Field	Minimum	Maximum	Mean	Std Deviation	Variance	Count
1	If you have accepted a full-time job offer, which REGION is the job LOCATED?	1.00	2.00	1.10	0.30	0.09	10

#	Field	Choice Count
1	In Ohio (Northeast Ohio)	90.00% 9
2	In Ohio (outside Northeast Ohio)	10.00% 1
3	Other Midwest States (MI, IN, IL, WI, MN, IA, MO, ND, SD, NE, KS)	0.00% 0
4	Northeast Region (PA, NY, NJ, MD, CT, RI, MA, NH, VT, ME)	0.00% 0
5	Southeast Region (WV, KY, VA, TN, NC, SC, AR, MS, AL, GA, LA, FL)	0.00% 0
6	Southwest Region (OK, TX, NM, AZ)	0.00% 0
7	West Region (MT, WY, CO, UT, NV, ID, CA, OR, WA)	0.00% 0
		10

Q16 - If you have accepted a full-time job offer, is the job RELATED to your MAJOR

FIELD OF STUDY?



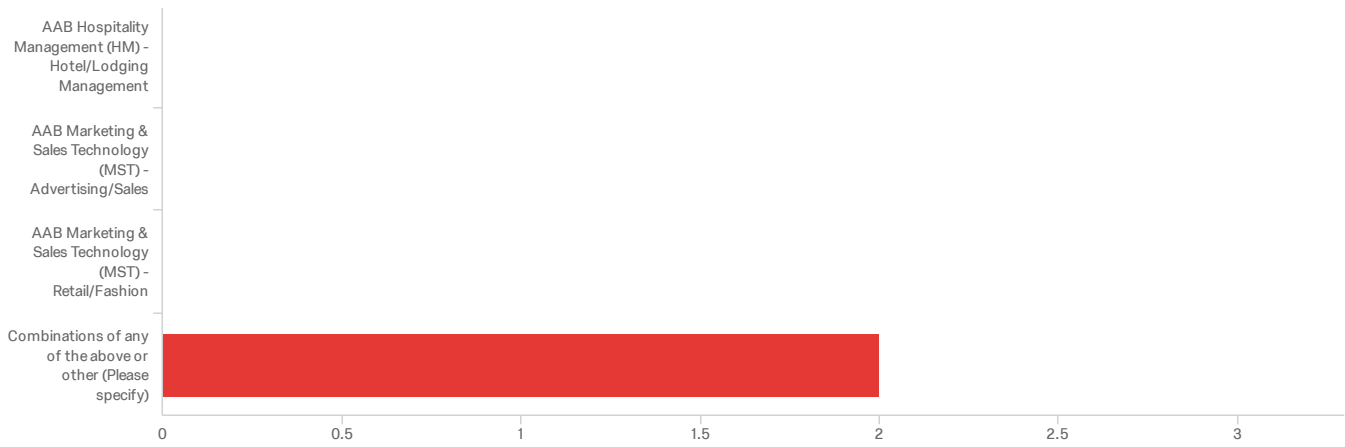
#	Field	Minimum	Maximum	Mean	Std Deviation	Variance	Count
1	If you have accepted a full-time job offer, is the job RELATED to your MAJOR FIELD OF STUDY?	1.00	1.00	1.00	0.00	0.00	10

#	Field	Choice Count
1	Yes. Job is related to major field of study.	100.00% 10
2	No. Job is not related to major field of study.	0.00% 0
		10

Showing rows 1 - 3 of 3

Q17 - If you have accepted a full-time job offer that is related to your major field of study, please indicate which of the following DEGREE PROGRAMS CONTRIBUTED to your EMPLOYMENT or job offer.





#	Field	Minimum	Maximum	Mean	Std Deviation	Variance	Count
1	If you have accepted a full-time job offer that is related to your major field of study, please indicate which of the following DEGREE PROGRAMS CONTRIBUTED to your EMPLOYMENT or job offer. - Selected Choice	1.00	19.00	9.50	7.37	54.25	10

#	Field	Choice Count
1	Bachelor of Organizational Supervision (BOS)	30.00% 3
2	BS Computer Information Systems (CIS) - Networking	0.00% 0
3	BS Computer Information Systems (CIS) - Programming	10.00% 1
4	BS Computer Information Systems (CIS) - Web Development	0.00% 0
5	BS Computer Information Systems (CIS) - Cybersecurity	0.00% 0
6	BS Computer Information Systems (CIS) - Digital Forensics	10.00% 1
7	BS Computer Information Systems (CIS) - Specialized IT Applications	0.00% 0
8	AAB Computer Information Systems (CIS) - Cisco Networking	0.00% 0
9	AAB Computer Information Systems (CIS) - Microsoft Networking	0.00% 0
10	AAB Computer Information Systems (CIS) - Programming	0.00% 0
11	AAB Computer Information Systems (CIS) - Web Development	0.00% 0
12	AAB Business Management Technology (BMT) - General Business	0.00% 0
13	AAB Business Management Technology (BMT) - Accounting	0.00% 0
14	AAB Business Management Technology (BMT) - Small Business Management	0.00% 0
15	AAB Hospitality Management (HM) - Culinary Arts	30.00% 3

#	Field	Choice Count
16	AAB Hospitality Management (HM) - Hotel/Lodging Management	0.00% 0
17	AAB Marketing & Sales Technology (MST) - Advertising/Sales	0.00% 0
18	AAB Marketing & Sales Technology (MST) - Retail/Fashion	0.00% 0
19	Combinations of any of the above or other (Please specify)	20.00% 2
		10

Showing rows 1 - 20 of 20

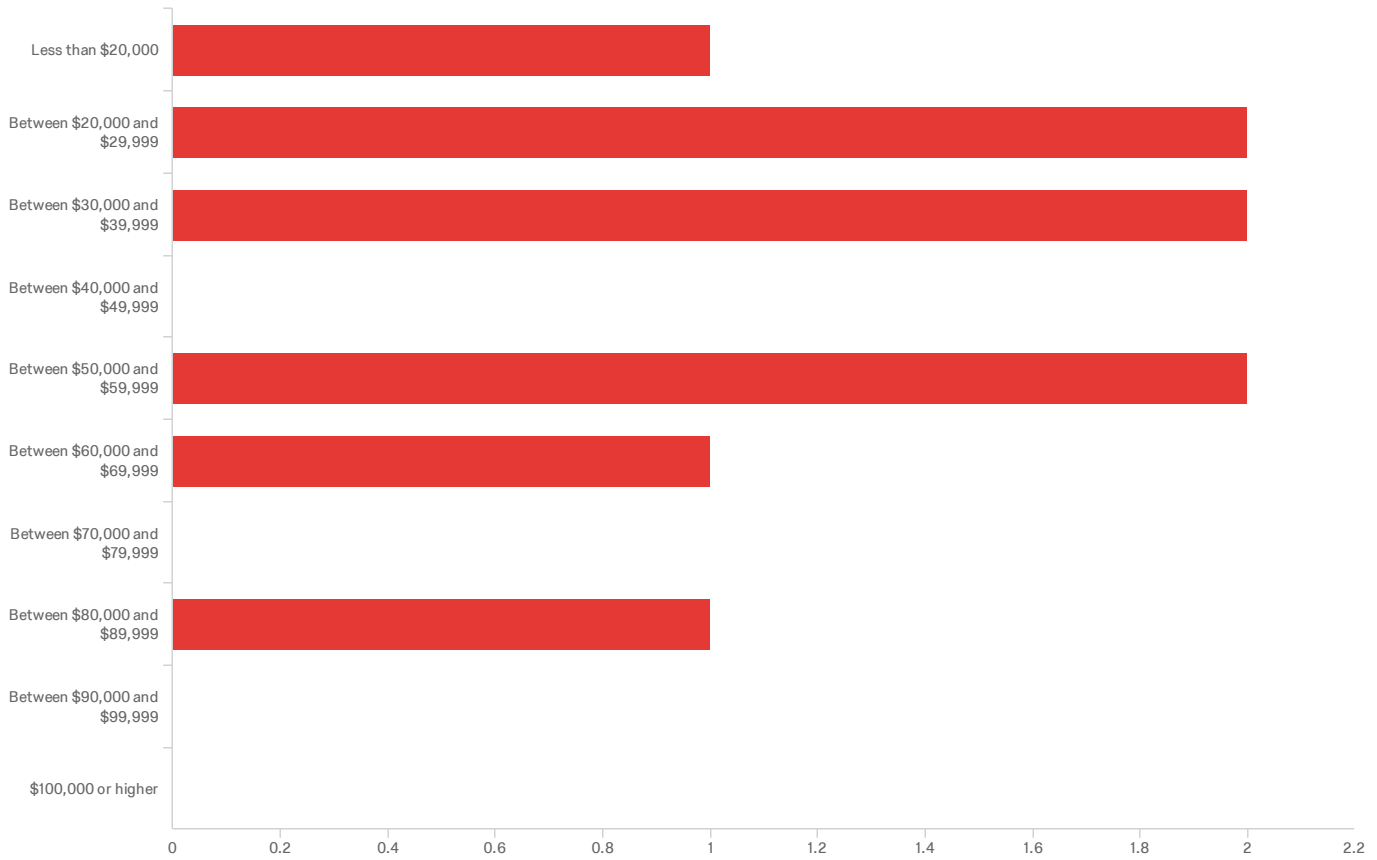
Q17_4_TEXT - Combinations of any of the above or other (Please specify)

Combinations of any of the above or other (Please specify)

AAB CIS Cisco and BS CIS Networking

Business Intelligence

Q18 - If you have accepted a full-time job offer that is related to your major field of study, what is your ANNUAL SALARY RANGE?



#	Field	Minimum	Maximum	Mean	Std Deviation	Variance	Count
1	If you have accepted a full-time job offer that is related to your major field of study, what is your ANNUAL SALARY RANGE?	1.00	8.00	3.89	2.13	4.54	9

#	Field	Choice Count
1	Less than \$20,000	11.11% 1
2	Between \$20,000 and \$29,999	22.22% 2
3	Between \$30,000 and \$39,999	22.22% 2
4	Between \$40,000 and \$49,999	0.00% 0
5	Between \$50,000 and \$59,999	22.22% 2

#	Field	Choice Count
6	Between \$60,000 and \$69,999	11.11% 1
7	Between \$70,000 and \$79,999	0.00% 0
8	Between \$80,000 and \$89,999	11.11% 1
9	Between \$90,000 and \$99,999	0.00% 0
10	\$100,000 or higher	0.00% 0

9

Showing rows 1 - 11 of 11

Q19 - If you have accepted a full-time job offer that is related to your major field of study, could you please specify the name of your EMPLOYER below?

If you have accepted a full-time job offer that is related to your major fi...

Cleveland clinic

Vizion Solutions

Safety Resources Company of Ohio

Goodyear Tire and Rubber

Goodyear

Nuevo Modern Mexican

O'Charley's

Lauren Innovations

Q20 - If you have accepted a full-time job offer that is NOT related to your major field of study, what is your ANNUAL SALARY RANGE?



#	Field	Minimum	Maximum	Mean	Std Deviation	Variance	Count
1	If you have accepted a full-time job offer that is NOT related to your major field of study, what is your ANNUAL SALARY RANGE?	0.00	0.00	0.00	0.00	0.00	0

#	Field	Choice Count
1	Less than \$20,000	0.00% 0
2	Between \$20,000 and \$29,999	0.00% 0
3	Between \$30,000 and \$39,999	0.00% 0
4	Between \$40,000 and \$49,999	0.00% 0
5	Between \$50,000 and \$59,999	0.00% 0

#	Field	Choice Count
6	Between \$60,000 and \$69,999	0.00% 0
7	Between \$70,000 and \$79,999	0.00% 0
8	Between \$80,000 and \$89,999	0.00% 0
9	Between \$90,000 and \$99,999	0.00% 0
10	\$100,000 or higher	0.00% 0

0

Showing rows 1 - 11 of 11

Q21 - If you have accepted a full-time job offer that is NOT related to your major field of study, could you please specify the name of your EMPLOYER below?

If you have accepted a full-time job offer that is NOT related to your majo...

End of Report