

View Payments

Not all of your payment history or payment reversals will be available on the CashNet view Payment screen. For this reason, if you are looking for any of the following transactions you should access the payment history available via the Student Center page in **My Akron**:

- Payments earlier than February 2006
- Need to research payment reversals
- Include financial aid as a payment posted to the account

Instructions:

1. Either [log in to My Akron](#) as a student or [log in as an authorized user](#).
2. From the Student Center page click the **Make a Payment** link.

Nancy's Student Center

Academics

[Search](#)
[Enroll](#)
[My Academics](#)

other academic... ▾ >>

Deadlines URL

This Week's Schedule

	Class	Schedule
	3100 103-003 LEC (70518)	MoWeFr 8:50AM - 9:40AM Auburn Sci 120
	3100 103-012 LAB (70520)	Mo 2:00PM - 4:00PM Schrank N 251
	6200 201-701 LWW (72428)	MoWe 10:00AM - 11:15AM Wayne Coll B119

weekly schedule ▶
 enrollment shopping cart ▶

Finances

My Account
[Account Inquiry](#)

Financial Aid
[View Financial Aid](#)
[Accept/Decline Awards](#)

other financial... ▾ >>

Account Summary

You owe 2,809.83.



- Due Now 956.59
- Future Due 1,853.24


**** You have a past due balance of 956.59. ****
 Currency used is US Dollar.

make a payment ▶
 sign up for payment plan ▶
 authorize parent access ▶

Instructions:

3. You will be notified that you will be redirected to the CASHNet site. Click **Continue to CASHNet**.


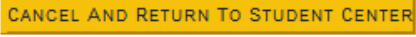
go to ...  

[Make a Payment](#) 

Press the "Continue to CASHNet" button below and you will be redirected to the CASHNet site where you will be able to make a payment, sign up for installment payment plan, view your electronic bills or setup a parent/authorized user account.

You may have to disable your pop-up blocker to access the CASHNet site.

This link will expire in 30 seconds. If you are not successfully redirected, Press "Cancel and Return to Student Center" and try again.

4. Select the **View** link for the specific payment you wish to view. Select the **View All** link to view all payments.


NOTE: If a payment has been reversed it will appear as a negative amount.

Your Recent Payments		View All
11/14/2008	\$102.90	View

Instructions:

- The payment information is returned. Click the **View** button to view details regarding the payment.

[your account](#) : [view bills](#) : [make payment](#) : [basket](#) : [help](#) : [sign out](#)



Starting 12/15/08, students and parents who wish to pay tuition and fees with a credit card can do so seamlessly through CASHNet® Smartpay. CASHNet® accepts Master Card, Discover and American Express, but not Visa.

BEAN,NANCY
E

CASHNet® assesses a 2.9% non refundable service charge on each credit card transaction. Electronic checks continue to be accepted with no service charge.

Printable View

Receipt Number	Date	Location	Payments	Refunds	
3439	11/14/2008	Web	102.90		View

Instructions:

6. Below is an example of a payment made by credit card. For security reasons, only the last four digits of the credit card number are visible.

Receipt Number: 3439
 Customer:
 Web
 11/14/2008

Description	Amount
1 Fees	100.00
Service Fee	2.90
Total	102.90

Payments Received	Amount
CASHNET SMARTPAY AKRON MasterCard XXXXXXXXXXXX5454 Authorization # TEST39	102.90
Total	102.90

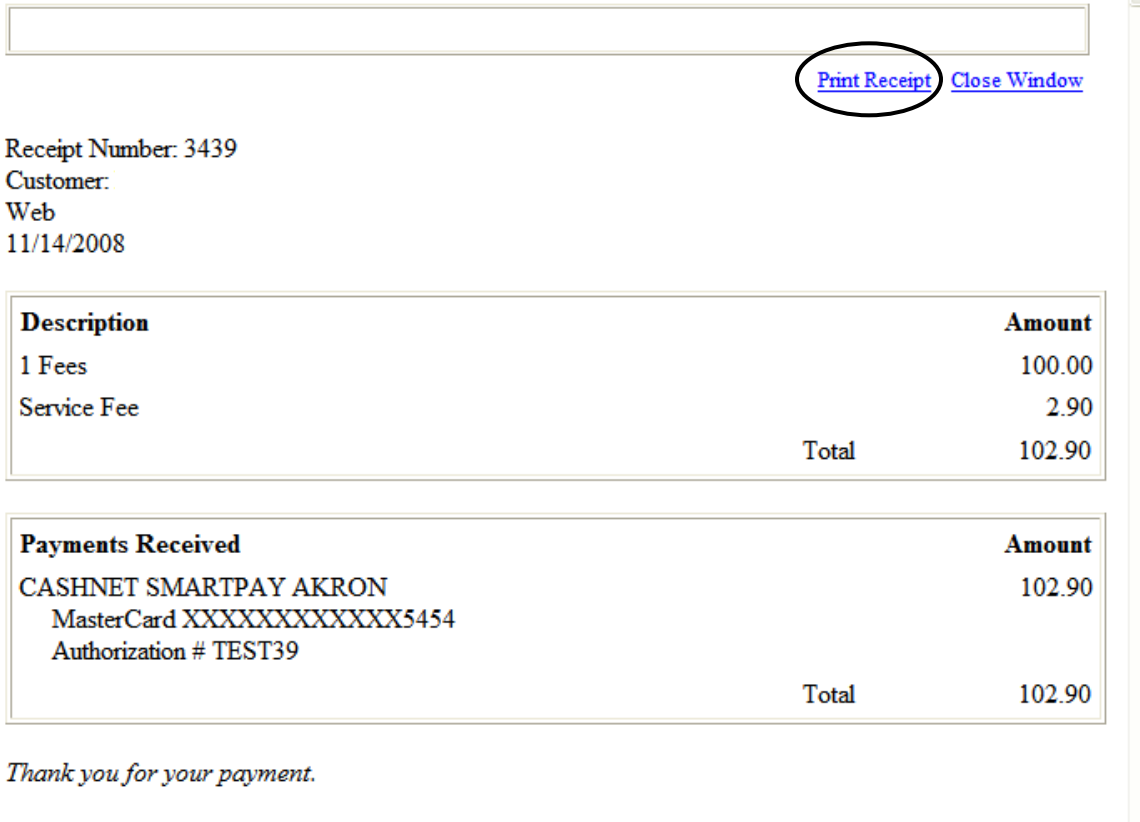
Thank you for your payment.

[Email Another Receipt](#)

[View Printable Receipt](#)

Instructions:

- 7. To print a copy of the receipt click the **View Printable Receipt** button. The receipt will appear in a new window.
- 8. Click the **Print Receipt** link to print the receipt.



The screenshot shows a receipt window with a header bar containing two links: [Print Receipt](#) and [Close Window](#). The [Print Receipt](#) link is circled in red. Below the header, the receipt details are as follows:

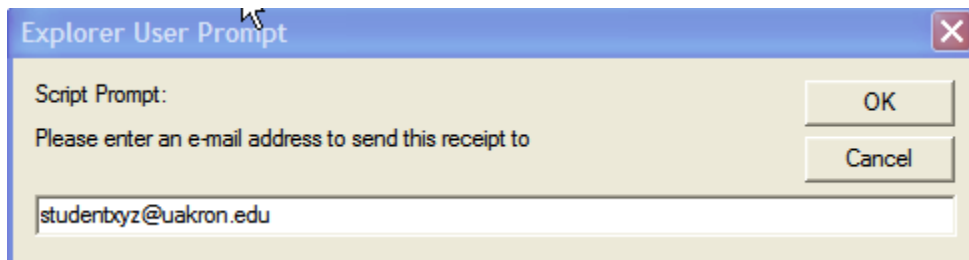
Receipt Number: 3439
Customer:
Web
11/14/2008

Description	Amount
1 Fees	100.00
Service Fee	2.90
Total	102.90

Payments Received	Amount
CASHNET SMARTPAY AKRON	102.90
MasterCard XXXXXXXXXXXXXXX5454	
Authorization # TEST39	
Total	102.90

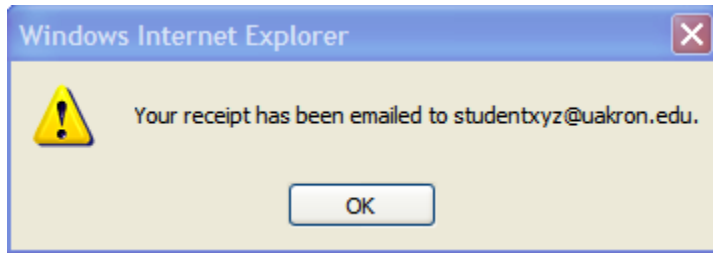
Thank you for your payment.

- 9. When you are finished, click the **Close Window** link.
- 10. If you wish to email an electronic copy of the receipt, click the **Email Another Receipt** button.
- 11. You will be prompted to enter the email address to send the receipt to. Enter the address and then click the **OK** button.



Instructions:

12. You will receive a confirmation. Click **OK**.



13. To return to the main account page click the **Your Account** link.

14. To make a payment click the **Make Payment** link.

15. Make sure to log out of the system by clicking the **Sign Out** link when finished.

[your account](#) : [view bills](#) : [make payment](#) : [basket](#) : [help](#) : [sign out](#)



For questions regarding this process contact Student Accounts at:
cashier@uakron.edu