

View Payment History

This document provides information on viewing payments made to your account.

To access your payment information log in to the portal, Zipline, at <http://zipline.uakron.edu> with your UANetID and password.

There is an online tutorial available which accompanies this document. A tutorial exists for the following self-service applications: Account Summary, Make a Payment, and Total Due Charges. Please navigate to <http://www.uakron.edu/its/learning/training/StudentSelfService.php> and select the link for the appropriate tutorial.

Important Guidelines:

- ✓ Log into ZipLine (zipline.uakron.edu) to access the self-service applications.
- ✓ The self-service applications are available Monday – Saturday from 7:30 A.M. to midnight and Sunday from noon to midnight.
- ✓ ALWAYS log out of the portal by clicking on the Sign Out link - clicking the X does not end your session

View Payments

Instructions:

1. Log in to ZipLine with your Uanet ID and password.
2. Click on the **Log Me In!** button.




3. You are now logged in to the portal. The particular page shown below is the **My Page** tab.
4. Click the **Student Center** icon. The **Student Center** allows you to access all of your academic, financial, and personal information.

Personalize [Content](#) [Layout](#) Tue, Sep 23, 08 11:41 AM


My Messages 🔍 🗑


No Current Messages


 You currently have a service indicator or hold on your record which may prevent you from enrolling. Please click on the link below for more details.


[View Holds and Service Indicators](#)


Access my ...



Student Center



Email


Online Transcript Request



Enrollment Verification Request


Springboard

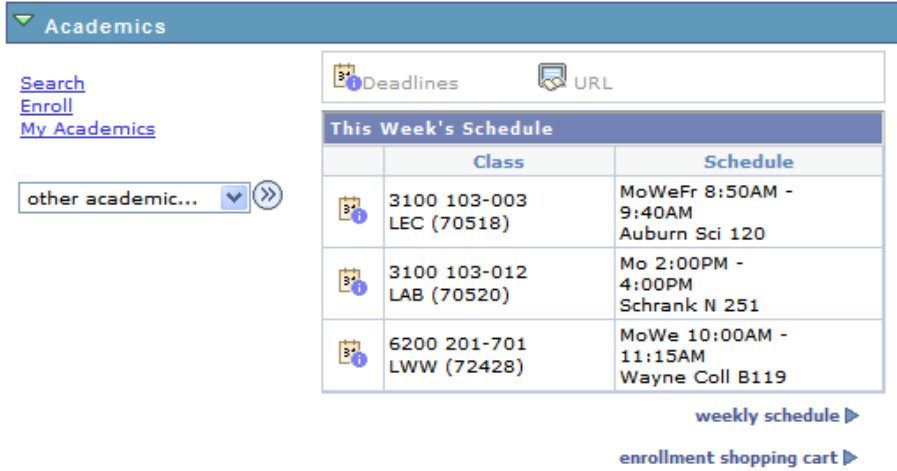

UANET Services





OBEN

Instructions:

- 5. From the **Student Center** you can easily navigate to your academic, financial, and personal information. The **Financial** Information is located in the center of the page.
- 6. From the Student Center main page, click the “**other financial...**” down arrow and select **Payments** and then click the  icon.

Nancy's Student Center



	Class	Schedule
	3100 103-003 LEC (70518)	MoWeFr 8:50AM - 9:40AM Auburn Sci 120
	3100 103-012 LAB (70520)	Mo 2:00PM - 4:00PM Schrank N 251
	6200 201-701 LWW (72428)	MoWe 10:00AM - 11:15AM Wayne Coll B119



Account Summary

You owe 2,809.83.

- Due Now 956.59
- Future Due 1,853.24

**** You have a past due balance of 956.59. ****

Currency used is US Dollar.

Instructions:

- 7. The **Payment History** page is displayed. This page provides access to ALL payments you have made.
- 8. Use the **From** and **To** dates to view the payments for a specific time period – be sure to click the **Go** button to refresh the view.
- 9. Use the links provided at the bottom of the page to **Make a Payment, Sign Up for a Payment Plan, or Authorize Parent Access**. Additional links are provided at the bottom of the page to navigate to other areas of self-service (Account Inquiry, Account Services, etc.).

Payment History

From To

Posted Payments		Find View All	First 1-2 of 2 Last
Date Paid	Payment Type	Paid Amount	
09/17/2008	Amt Financed On Payment Plan	2,779.83	
Total Posted Payments for this view		2,779.83	

First 1-2 of 2 Last

Currency used is US Dollar.

[Account Inquiry](#) [Account Services](#)

[Summary](#) [Activity](#) [Charges Due](#) [Payments](#) [Pending Aid](#)

go to ...

[Make a Payment](#) [Sign Up for Payment Plan](#) [Authorize Parent Access](#)

[Account Inquiry](#) [Account Services](#)

[Summary](#) [Activity](#) [Charges Due](#) [Payments](#) [Pending Aid](#)

go to ...