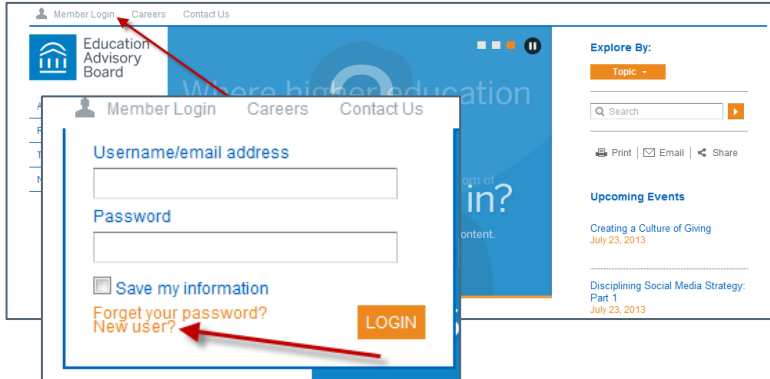


## Accessing SSC Training Materials from EAB.com

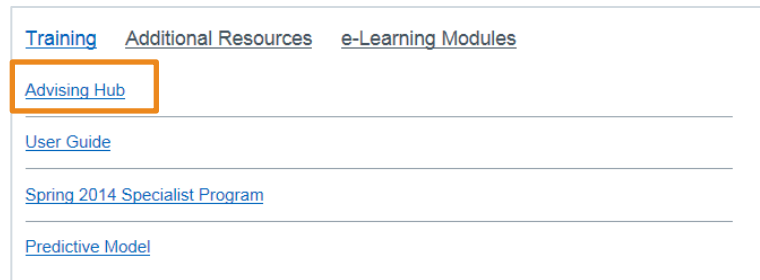
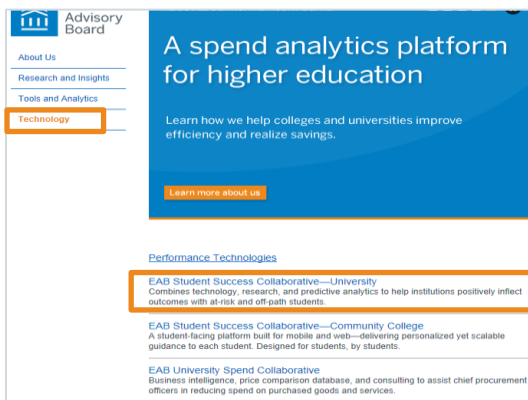


### How to Create a Web Login on eab.com

- 1.) Go to the website, at [www.eab.com](http://www.eab.com)
- 2.) On the top left of the homepage, hover over the “Member Login” bar. Select “New User.”  
- The site is member-only access; your username is your university email address
- 3.) The “New User” link takes you to the registration page to complete.
- 4.) Click “submit” and you will receive an email in your university inbox containing a confirmation code and a link to login to the website. **Please check your spam folder!**

### Student Success Collaborative (SSC) Training Materials

The SSC “Advising Hub” contains the latest training materials ranging from e-learning modules, the platform user-guide, toolkits, on-demand webinars, and other reference documents.



Complete the Following **e-Learning Modules for Basic Understanding** of the SSC Platform:

**Module 1: Welcome and navigating SSC**

**Module 2: The 30-second advising “gut check”**

**Module 3: Understanding student risk**

**Module 4: Understanding success progress and notifications**

**Module 5: Creating and using student lists**

**Complete Assessment**

### Accessing the Student Success Collaborative (SSC) Platform

Use the “Technology” link on the left and select “Student Success Collaborative-University.” Log into your SSC Platform directly from this webpage!

