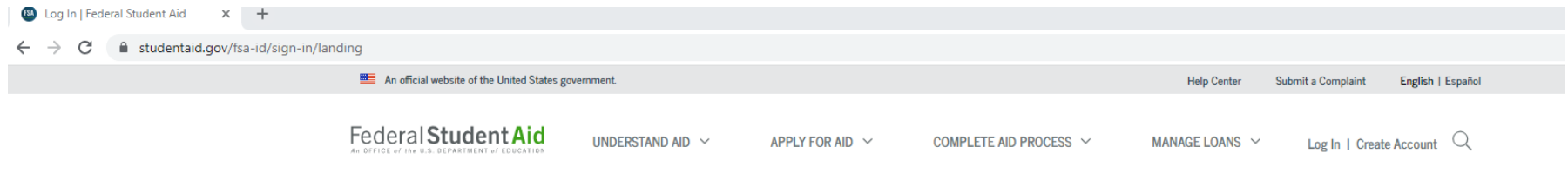


How to Determine if you Received the Pell Grant

1. Login to www.studentaid.gov using your FSA ID



Log In ↗

FSA ID Username, Email, or Phone

 ⓘ
[Forgot My Username](#)

Password

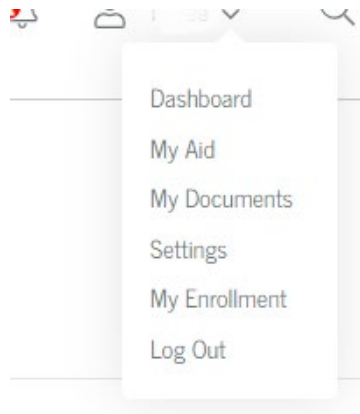
 Show Password ⓘ
[Forgot My Password](#)

Log In

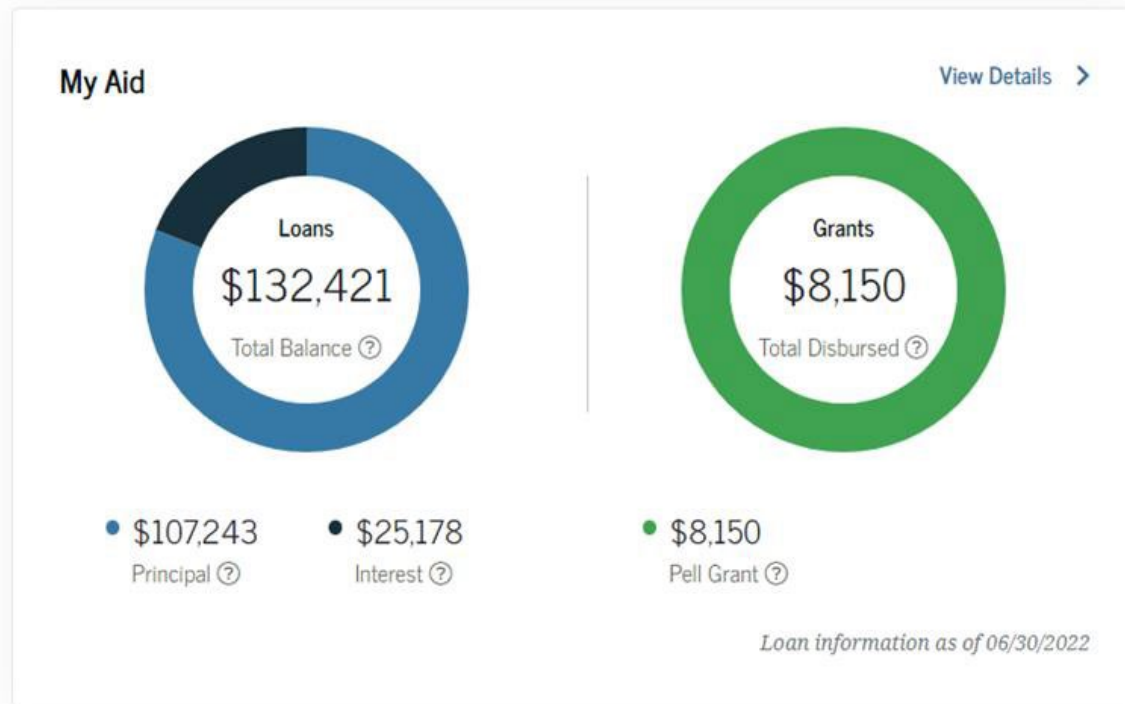
or

Create an Account

2. Go to your Dashboard and Aid Summary



Dashboard



3. Your Dashboard will indicate if you had a Pell Grant during your undergraduate career. If no Pell Grant was awarded your aid will indicate no federal grants.

My Aid

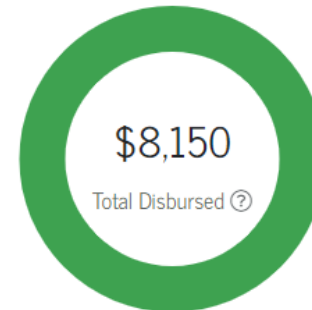
LOANS

GRANTS

[Download My Aid Data](#)

Grants Breakdown

■ 4 Pell Grants [?] \$8,150



Pell Lifetime Eligibility Used[?]

[Learn more about Pell Lifetime Eligibility](#)



400% Used
4 Pell Grants Received

Out of 600%

My Aid

LOANS

GRANTS

[Download My Aid Data](#) ⓘ



You do not currently have any federal grants.