

IPEDS 2025-26 Data Collection System

IPEDS HELP DESK (877) 225-2568 | ipedshelp@rti.org
OMB NO. 1850-0582 v.33 : Approval Expires 8/31/2027
User ID: 39C0021

12-month Enrollment 2025-26

Institution: University of Akron Main Campus (200800)

User ID: 39C0021

Overview

12-month Enrollment Overview

The 12-month Enrollment survey component collects unduplicated student enrollment counts and instructional activity data for an entire 12-month period. Using the instructional activity data reported, a full-time equivalent (FTE) student enrollment at the undergraduate and graduate level is estimated (4-year institutions only). Institutions with Doctor's - professional practice students will also report the FTE enrollment of those students (4-year institutions only). NCES uses the FTE enrollment to produce indicators such as expenses by function per FTE as reported in the IPEDS Data Feedback Report.

Data Reporting Reminder:

- All institutions must use the July 1 - June 30 reporting period.
- Report data to accurately reflect the time period corresponding with the IPEDS survey component, even if such reporting is seemingly inconsistent with prior-year reporting.

Changes in reporting

The following changes were implemented for the 2025-26 data collection period:

- Removed question collecting student headcounts of Another Gender.
- Revised "gender" to "sex" where applicable. Revised "men" to "male" and "women" to "female" where applicable.

Resources:

- To download the survey materials for this component: [Survey Materials](#)
- To access your prior year data submission for this component: [Reported Data](#)

If you have questions about completing this survey, please contact the IPEDS Help Desk at 1-877-225-2568.


Institution: University of Akron Main Campus (200800)

User ID: 39C0021

12-month Enrollment Screening Questions

1. Which instructional activity units will you use to report undergraduate instructional activity?

- Undergraduate instructional activity data in Part B may be reported in units of clock hours or credit hours.
 - Please note that any graduate level instructional activity must be reported in credit hours. (4-year institutions only)
- ☐ Clock hours
- ☒ Credit hours
- ☐ Both clock and credit hours (some undergraduate programs measured in clock hours and some measured in credit hours)

 You may use the box below to provide additional context for the data you have reported above. Context notes will be posted on the College Navigator website. Therefore, you should write all context notes using proper grammar (e.g., complete sentences with punctuation) and common language that can be easily understood by students and parents (e.g., spell out acronyms).

2. Did your institution enroll high school students in college courses for credit during the 12-month Enrollment (E12) reporting period of July 1, 2024 - June 30, 2025?

If you answer **Yes** to this question, you will be able to report the unduplicated count of high school students enrolled in college courses for credit on Part C of the 12-month Enrollment (E12) survey component.

- ☒ Yes.
- ☒ Within a dual enrollment program.
- ☐ Outside a dual enrollment program.
- ☐ No

Note:

Within a dual enrollment program is defined as within an organized system with special guidelines that allows high school students to take college-level courses. The guidelines might have to do with entrance or eligibility requirements, funding, limits on course taking, etc.

Outside a dual enrollment program is defined as high school students who simply enroll in credit courses through your institution, and are treated as regularly enrolled college students.

Institution: University of Akron Main Campus (200800)

User ID: 39C0021

Part A - Unduplicated Count for Full-time Undergraduate Students

12-month Unduplicated Count by Race/Ethnicity and Sex - Full-time Undergraduate Students

July 1, 2024 – June 30, 2025

Reporting Reminders:

- The 12-month unduplicated count must be equal or greater than the corresponding prior year fall enrollment.
- Report Hispanic/Latino individuals of any race as Hispanic/Latino
- Report race for non-Hispanic/Latino individuals only
- Even though Teacher Preparation certificate programs may require a bachelor's degree for admission, they are considered subbaccalaureate undergraduate programs, and students in these programs are undergraduate students.

Male

Students enrolled for <u>credit</u>	Degree/certificate-seeking				Non-degree/ non-certificate-seeking	Total, Full-time undergraduate students
	<u>First-time</u>	<u>Transfer-in</u>	<u>Continuing/ Returning</u>	Total degree/certificate-seeking		
<u>U.S. Nonresident</u>	26	18	85	129	10	139
<u>Hispanic/Latino</u>	56	9	115	180	1	181
<u>American Indian or Alaska Native</u>	2		6	8		8
<u>Asian</u>	42	9	123	174	19	193
<u>Black or African American</u>	173	53	300	526	11	537
<u>Native Hawaiian or Other Pacific Islander</u>			3	3		3
<u>White</u>	671	199	2,236	3,106	30	3,136
Two or more races	52	16	146	214	4	218
<u>Race and ethnicity unknown</u>	18	6	209	233	3	236
Total male	1,040	310	3,223	4,573	78	4,651
Total male prior year	1,102	249	3,258	4,609	85	4,694

Female

Students enrolled for <u>credit</u>	Degree/certificate-seeking				Non-degree/ non-certificate-seeking	Total, Full-time undergraduate students
	<u>First-time</u>	<u>Transfer-in</u>	<u>Continuing/ Returning</u>	Total degree/certificate-seeking		
<u>U.S. Nonresident</u>	20	13	59	92	11	103
<u>Hispanic/Latino</u>	64	19	103	186	5	191
<u>American Indian or Alaska Native</u>		1	4	5	1	6
<u>Asian</u>	40	9	106	155	28	183
<u>Black or African American</u>	211	64	345	620	27	647
<u>Native Hawaiian or Other Pacific Islander</u>	1			1		1
<u>White</u>	554	202	1,746	2,502	50	2,552
Two or more races	55	18	133	206	8	214
<u>Race and ethnicity unknown</u>	7	3	173	183	6	189
Total female	952	329	2,669	3,950	136	4,086
Total female prior year	1,008	238	2,806	4,052	109	4,161

Grand total (2024-25)	1,992	639	5,892	8,523	214	8,737
Prior year data:						
Grand total (male+female) prior year	2,110	487	6,064	8,661	194	8,855
Total Full-time undergraduate enrollment Fall 2024 NOTE: Grand total (2024-25) calculated above is expected to be greater than total Full-time undergraduate enrollment Fall 2024.	1,902	470	5,627	7,999	206	8,205

Institution: University of Akron Main Campus (200800)

User ID: 39C0021

Part A - Unduplicated Count by Part-time Undergraduate Students

12-month Unduplicated Count by Race/Ethnicity and Sex - **Part-time Undergraduate** Students

July 1, 2024 – June 30, 2025

Reporting Reminders:

- The 12-month unduplicated count must be equal or greater than the corresponding prior year fall enrollment.
- Report Hispanic/Latino individuals of any race as Hispanic/Latino
- Report race for non-Hispanic/Latino individuals only
- Even though Teacher Preparation certificate programs may require a bachelor's degree for admission, they are considered subbaccalaureate undergraduate programs, and students in these programs are undergraduate students.

Male

Students enrolled for <u>credit</u>	Degree/certificate-seeking				Non-degree/ non-certificate- seeking	Total, Part-time undergraduate students
	<u>First-time</u>	<u>Transfer- in</u>	<u>Continuing/ Returning</u>	Total degree/certificate- seeking		
<u>U.S. Nonresident</u>	1	3	7	11	3	14
<u>Hispanic/Latino</u>	5	5	28	38	43	81
<u>American Indian or Alaska Native</u>	1		2	3	2	5
<u>Asian</u>			20	20	65	85
<u>Black or African American</u>	6	9	75	90	62	152
<u>Native Hawaiian or Other Pacific Islander</u>			2	2	1	3
<u>White</u>	30	42	511	583	689	1,272
Two or more races	4	4	26	34	37	71
<u>Race and ethnicity unknown</u>	1	5	32	38	31	69
Total male	48	68	703	819	933	1,752
Total male prior year	43	58	817	918	874	1,792

Female

Students enrolled for <u>credit</u>	Degree/certificate-seeking				Non-degree/ non-certificate- seeking	Total, Part-time undergraduate students
	<u>First-time</u>	<u>Transfer- in</u>	<u>Continuing/ Returning</u>	Total degree/certificate- seeking		
<u>U.S. Nonresident</u>			7	7	8	15
<u>Hispanic/Latino</u>	1	2	21	24	68	92
<u>American Indian or Alaska Native</u>			2	2	2	4
<u>Asian</u>		3	22	25	76	101
<u>Black or African American</u>	8	28	104	140	115	255
<u>Native Hawaiian or Other Pacific Islander</u>			1	1		1
<u>White</u>	28	44	379	451	941	1,392
Two or more races	3	8	29	40	74	114
<u>Race and ethnicity unknown</u>	1	1	19	21	59	80
Total female	41	86	584	711	1,343	2,054
Total female prior year	16	76	641	733	1,284	2,017

Grand total (2024-25)	89	154	1,287	1,530	2,276	3,806
Prior year data:						
Grand total (male+female) prior year	59	134	1,458	1,651	2,158	3,809
Total Part-time undergraduate enrollment Fall 2024 NOTE: Grand total (2024-25) calculated above is expected to be greater than total Part-time undergraduate enrollment Fall 2024.	65	106	882	1,053	1,902	2,955

Institution: University of Akron Main Campus (200800)

User ID: 39C0021

Part A - Unduplicated Count for Undergraduate Students

12-month Unduplicated Count by Race/Ethnicity and Sex - Undergraduate Student Total

July 1, 2024 – June 30, 2025

Male

Enrolled for credit	Total full-time undergraduate students	Total part-time undergraduate students	Grand total, all undergraduate students
<u>U.S. Nonresident</u>	139	14	153
<u>Hispanic/Latino</u>	181	81	262
<u>American Indian or Alaska Native</u>	8	5	13
<u>Asian</u>	193	85	278
<u>Black or African American</u>	537	152	689
<u>Native Hawaiian or Other Pacific Islander</u>	3	3	6
<u>White</u>	3,136	1,272	4,408
Two or more races	218	71	289
<u>Race and ethnicity unknown</u>	236	69	305
Total male	4,651	1,752	6,403

Female

Enrolled for credit	Total full-time undergraduate students	Total part-time undergraduate students	Grand total, all undergraduate students
<u>U.S. Nonresident</u>	103	15	118
<u>Hispanic/Latino</u>	191	92	283
<u>American Indian or Alaska Native</u>	6	4	10
<u>Asian</u>	183	101	284
<u>Black or African American</u>	647	255	902
<u>Native Hawaiian or Other Pacific Islander</u>	1	1	2
<u>White</u>	2,552	1,392	3,944
Two or more races	214	114	328
<u>Race and ethnicity unknown</u>	189	80	269
Total female	4,086	2,054	6,140
Grand total (male+female)	8,737	3,806	12,543

Institution: University of Akron Main Campus (200800)

User ID: 39C0021

Part A - Unduplicated Count for Graduate Students

12-month Unduplicated Count by Race/Ethnicity and Sex - Full-time and Part-time Graduate Students

July 1, 2024 – June 30, 2025

Reporting Reminders:

- The 12-month unduplicated count must be equal or greater than the corresponding prior year fall enrollment.
- Report Hispanic/Latino individuals of any race as Hispanic/Latino
- Report race for non-Hispanic/Latino individuals only
- Report **all** postbaccalaureate degree and certificate students as graduate students, **including any doctor's - professional practice students (formerly first-professional)**

Male

Students <u>enrolled for credit</u>	Graduate students		
	Total <u>full-time</u>	Total <u>part-time</u>	Total <u>graduate students</u>
<u>U.S. Nonresident</u>	189	44	233
<u>Hispanic/Latino</u>	15	21	36
<u>American Indian or Alaska Native</u>	1		1
<u>Asian</u>	9	16	25
<u>Black or African American</u>	23	25	48
<u>Native Hawaiian or Other Pacific Islander</u>	1		1
<u>White</u>	280	287	567
Two or more races	11	11	22
<u>Race and ethnicity unknown</u>	100	77	177
Total male	629	481	1,110
Total male prior year			1,073

Female

Students <u>enrolled for credit</u>	Graduate students		
	Total <u>full-time</u>	Total <u>part-time</u>	Total <u>Graduate students</u>
<u>U.S. Nonresident</u>	105	20	125
<u>Hispanic/Latino</u>	17	16	33
<u>American Indian or Alaska Native</u>		1	1
<u>Asian</u>	14	27	41
<u>Black or African American</u>	54	54	108
<u>Native Hawaiian or Other Pacific Islander</u>			0
<u>White</u>	445	536	981
Two or more races	18	15	33
<u>Race and ethnicity unknown</u>	116	107	223
Total female	769	776	1,545
Total female prior year			1,458

Grand total (2024-25)	1,398	1,257	2,655
Prior year data:			
Grand total (male+female) prior year			2,531
<i>i Total graduate enrollment Fall 2024</i> <i>NOTE: Grand total (2024-25) calculated above is expected to be greater than Total graduate enrollment Fall 2024.</i>	1,284	888	2,172

Institution: University of Akron Main Campus (200800)

User ID: 39C0021


Part A - Sex Unknown

12-month Unduplicated Count by Sex Unknown

Reporting Reminders:

- The purpose of this supplemental section is to determine whether institutions are able to report the number of students for whom sex is unknown. Note that these students must still be allocated into the 'Male' and 'Female' categories in all other sections of the survey component.

	Number of students	
	Undergraduate students	Graduate students
	Current Year	Current Year
Grand total	12,543	2,655
Sex unknown (i.e., sex information is not known or not collected)	50	174

 You may use the box below to provide additional context for the data you have reported above. Context notes will be posted on the College Navigator website. Therefore, you should write all context notes using proper grammar (e.g., complete sentences with punctuation) and common language that can be easily understood by students and parents (e.g., spell out acronyms).


Institution: University of Akron Main Campus (200800)

User ID: 39C0021

Part A – 12-month Enrollment by Distance Education Status

12-month Unduplicated Count - Distance Education Status
July 1, 2024 – June 30, 2025

	Undergraduate Students		Graduate Students
	Degree/certificate-seeking	Non-degree/non-certificate-seeking	
Students <i>enrolled exclusively</i> in <u>distance education courses</u>	1,128	945	991
Students <i>enrolled in at least one but not all</i> distance education courses	5,572	434	665
Students <i>not enrolled in any</i> distance education courses	3,353	1,111	999
Total (Carried forward from part A)	10,053	2,490	2,655

 You may use the box below to provide additional context for the data you have reported above. Context notes will be posted on the College Navigator website. Therefore, you should write all context notes using proper grammar (e.g., complete sentences with punctuation) and common language that can be easily understood by students and parents (e.g., spell out acronyms).

Part B - Instructional Activity

12-month Instructional Activity
July 1, 2024 - June 30, 2025

- Instructional Activity Reporting Reminder:
- Instructional activity is used to calculate an IPEDS FTE based on the institution's reported calendar system.
 - Graduate credit hour activity should not include any doctor's – professional practice activity, the total of those students' FTE is entered separately instead.

FTE Reporting Reminder:

- Institutions need not report their own calculations of undergraduate or graduate FTE unless IPEDS FTE calculations would be misleading for comparison purposes among all IPEDS reporting institutions.

Instructional Activity

	2024-25 total activity	Prior year data
Undergraduate level:		
<u>Credit hour activity</u>	272,454	277,641
Graduate level:		
<u>Credit hour activity</u> (Do not include doctor's-professional practice instructional activity here; the total FTE of those students should be entered separately below)	30,075	28,582

Full-Time Equivalent (FTE) of Students


	2024-25 total activity	Prior year data
<u>Doctor's - professional practice level:</u>		
<u>Doctor's - professional practice</u> FTE student estimate	672	631

Calendar system (as reported on the prior year IC survey component):	Semester
--	----------

If the IPEDS calculated FTE estimates below are not reasonable, **AND** you have reported the correct instructional activity hours above, enter your best FTE estimate in the "Institution reported FTE" column below and save the page. This option should be used **ONLY** if the calculated estimate is not reasonable for your institution and IPEDS comparisons.

Please provide your best estimate of undergraduate and graduate FTE for the 12-month reporting period **only if the calculated FTE estimate below is not reasonable for IPEDS comparison purposes**. Please provide an explanation in the context box if the option is used due to Coronavirus Pandemic.

	Calculated FTE 2024-25	Institution reported FTE 2024-25	Prior year FTE 2023-24
Undergraduate student FTE	9,082	9,082	9,255
Graduate student FTE (excluding doctor's - professional practice student FTE)	1,253	1,253	1,191
Doctor's - professional practice student FTE		672	631
Total FTE student enrollment		11,007	11,077

 Context notes will be posted on the College Navigator website. Therefore, you should write all context notes using proper grammar (e.g., complete sentences with punctuation) and common language that can be easily understood by students and parents (e.g., spell out acronyms).

Institution: University of Akron Main Campus (200800)

User ID: 39C0021

Part C – Unduplicated Count of Dual Enrolled Students

12-month Unduplicated Count of Dual Enrolled Students

July 1, 2024 – June 30, 2025

Reporting Reminders:

- The number of high school students enrolled in college courses for credit was reported in Part A as part of the non-degree/non-certificate-seeking unduplicated enrollment.
 - The number of high school students enrolled in college courses for credit reported in Part C will have some duplication with the non-degree/non-certificate-seeking enrollment students reported in Part A.
 - The number of high school students enrolled in college courses for credit reported in Part C should be less than the number of non-degree/non-certificate-seeking students reported in Part A unless all these students at your institution are high school students enrolled in college courses for credit.
- Report Hispanic/Latino individuals of any race as Hispanic/Latino
- Report race for non-Hispanic/Latino individuals only

In Part A, your institution reported the following number of students in the non-degree/non-certificate-seeking unduplicated headcount.	2,490
---	-------

	High school students enrolled in college courses for credit		
	Male	Female	Total
<u>U.S. Nonresident</u>	<input type="text" value=""/>	<input type="text" value="6"/>	6
<u>Hispanic/Latino</u>	<input type="text" value="35"/>	<input type="text" value="65"/>	100
<u>American Indian or Alaska Native</u>	<input type="text" value="1"/>	<input type="text" value="3"/>	4
<u>Asian</u>	<input type="text" value="76"/>	<input type="text" value="102"/>	178
<u>Black or African American</u>	<input type="text" value="58"/>	<input type="text" value="129"/>	187
<u>Native Hawaiian or Other Pacific Islander</u>	<input type="text" value="1"/>	<input type="text" value=""/>	1
<u>White</u>	<input type="text" value="634"/>	<input type="text" value="908"/>	1,542
Two or more races	<input type="text" value="36"/>	<input type="text" value="76"/>	112
<u>Race and ethnicity unknown</u>	<input type="text" value="26"/>	<input type="text" value="53"/>	79
Total	867	1,342	2,209
Total prior year	791	1,263	2,054

Institution: University of Akron Main Campus (200800)

User ID: 39C0021

Prepared by

Prepared by

Reporting Reminders:

- The name of the preparer is being collected so that we can follow up with the appropriate person in the event that there are questions concerning the data.
- The Keyholder will be copied on all email correspondence to other preparers.
- The time it took to prepare this component is being collected so that we can continue to improve our estimate of the reporting burden associated with IPEDS.
- Please include in your estimate the time it took for you to review instructions, query and search data sources, complete and review the component, and submit the data through the Data Collection System.
- Thank you for your assistance.

This survey component was prepared by:					
<input type="radio"/>	Keyholder	<input type="radio"/>	SFA Contact	<input type="radio"/>	HR Contact
<input type="radio"/>	Finance Contact	<input type="radio"/>	Other		
Name:		<input type="text" value="Md Azizul Islam"/>			
Email:		<input type="text" value="mislam@uakron.edu"/>			

How many staff from your institution only were involved in the data collection and reporting process of this survey component?	
<input type="text"/>	Number of Staff (including yourself)

How many hours did you and others from your institution only spend on each of the steps below when responding to this survey component? <i>Exclude the hours spent collecting data for state and other reporting purposes.</i>				
Staff member	Collecting Data Needed	Revising Data to Match IPEDS Requirements	Entering Data	Revising and Locking Data
Your office	<input type="text"/> hours	<input type="text"/> hours	<input type="text"/> hours	<input type="text"/> hours
Other offices	<input type="text"/> hours	<input type="text"/> hours	<input type="text"/> hours	<input type="text"/> hours

Institution: University of Akron Main Campus (200800)

User ID: 39C0021

Summary

12-Month Enrollment Component Summary

The purpose of this summary is to provide you an opportunity to view some of the data that, when accepted through the IPEDS quality control process, will appear on the [College Navigator](#) website and/or your institution's Data Feedback Report (DFR). In addition, all data reported in IPEDS survey components become publicly available through the [IPEDS Use the Data](#) and appear as aggregated statistics in various Department of Education reports. [College Navigator](#) is updated approximately three months after the data collection period closes and DFRs will be available through the [IPEDS Use the Data](#).

Please review your data for accuracy. If you have questions about the data displayed below or after reviewing the data reported on the survey screens, please contact the IPEDS Help Desk at: 1-877-225-2568 or ipedshelp@rti.org.

12-Month Unduplicated Headcount and Full-Time Equivalent Students		
Total 12-month unduplicated headcount enrollment		15,198
	Undergraduate student unduplicated headcount enrollment	12,543
	Graduate student unduplicated headcount enrollment	2,655
Total 12-month full-time equivalent (FTE) student enrollment		11,007
	Undergraduate student FTE enrollment	9,082
	Graduate student FTE enrollment	1,253
	Doctor's-professional practice FTE enrollment	672

Total 12-month Undergraduate Student Characteristics		
Percent of undergraduate students who are female		49 %
Percent of undergraduate students who are full-time		70 %
Percent of undergraduate students who are enrolled exclusively in distance education courses		17 %
Percent of undergraduate students by U.S. resident status and race/ethnicity: Note: Race/ethnicity is not collected for U.S. Nonresidents.		
U.S. Resident		98 %
	American Indian or Alaska Native	0 %
	Asian	4 %
	Black or African American	13 %
	Hispanic/Latino	4 %
	Native Hawaiian or Pacific Islander	0 %
	White	67 %
	Two or More Races	5 %
	Race and ethnicity unknown	5 %
U .S. Nonresident		2 %

Total 12-month Graduate Student Characteristics		
Percent of graduate students who are female		58 %
Percent of graduate students who are full-time		53 %
Percent of graduate students who are enrolled exclusively in distance education courses		37 %
Percent of graduate students by U.S. resident status and race/ethnicity: Note: Race/ethnicity is not collected for U.S. Nonresidents.		
U.S. Resident		87 %
	American Indian or Alaska Native	0 %
	Asian	2 %
	Black or African American	6 %
	Hispanic/Latino	3 %
	Native Hawaiian or Pacific Islander	0 %

	White	58 %
	Two or More Races	2 %
	Race and ethnicity unknown	15 %
U .S. Nonresident		13 %

Institution: University of Akron Main Campus (200800)

User ID: 39C0021

Edit Report

12-month Enrollment

There are no errors for the selected survey and institution.