

# IPEDS 2025-26 Data Collection System

IPEDS HELP DESK (877) 225-2568 | [ipedshelp@rti.org](mailto:ipedshelp@rti.org)  
OMB NO. 1850-0582 v.33 : Approval Expires 8/31/2027  
User ID: 39C0021

## 12-month Enrollment 2025-26

Institution: University of Akron Wayne College (200846)

User ID: 39C0021

### Overview

#### 12-month Enrollment Overview

The 12-month Enrollment survey component collects unduplicated student enrollment counts and instructional activity data for an entire 12-month period. Using the instructional activity data reported, a full-time equivalent (FTE) student enrollment at the undergraduate and graduate level is estimated (4-year institutions only). Institutions with Doctor's - professional practice students will also report the FTE enrollment of those students (4-year institutions only). NCES uses the FTE enrollment to produce indicators such as expenses by function per FTE as reported in the IPEDS Data Feedback Report.

#### Data Reporting Reminder:

- All institutions must use the July 1 - June 30 reporting period.
- Report data to accurately reflect the time period corresponding with the IPEDS survey component, even if such reporting is seemingly inconsistent with prior-year reporting.

#### Changes in reporting

The following changes were implemented for the 2025-26 data collection period:

- Removed question collecting student headcounts of Another Gender.
- Revised "gender" to "sex" where applicable. Revised "men" to "male" and "women" to "female" where applicable.

#### Resources:

- To download the survey materials for this component: [Survey Materials](#)
- To access your prior year data submission for this component: [Reported Data](#)

If you have questions about completing this survey, please contact the IPEDS Help Desk at 1-877-225-2568.


Institution: University of Akron Wayne College (200846)

User ID: 39C0021

## 12-month Enrollment Screening Questions

### 1. Which instructional activity units will you use to report undergraduate instructional activity?

- Undergraduate instructional activity data in Part B may be reported in units of clock hours or credit hours.
  - Please note that any graduate level instructional activity must be reported in credit hours. (4-year institutions only)
- ☐ Clock hours
- ☒ Credit hours
- ☐ Both clock and credit hours (some undergraduate programs measured in clock hours and some measured in credit hours)

 You may use the box below to provide additional context for the data you have reported above. Context notes will be posted on the College Navigator website. Therefore, you should write all context notes using proper grammar (e.g., complete sentences with punctuation) and common language that can be easily understood by students and parents (e.g., spell out acronyms).

### 2. Did your institution enroll high school students in college courses for credit during the 12-month Enrollment (E12) reporting period of July 1, 2024 - June 30, 2025?

If you answer **Yes** to this question, you will be able to report the unduplicated count of high school students enrolled in college courses for credit on Part C of the 12-month Enrollment (E12) survey component.

- ☒ Yes.
- ☒ Within a dual enrollment program.
- ☐ Outside a dual enrollment program.
- ☐ No

**Note:**

**Within a dual enrollment program** is defined as within an organized system with special guidelines that allows high school students to take college-level courses. The guidelines might have to do with entrance or eligibility requirements, funding, limits on course taking, etc.

**Outside a dual enrollment program** is defined as high school students who simply enroll in credit courses through your institution, and are treated as regularly enrolled college students.

Institution: University of Akron Wayne College (200846)

User ID: 39C0021

## Part A - Unduplicated Count for Full-time Undergraduate Students

12-month Unduplicated Count by Race/Ethnicity and Sex - Full-time Undergraduate Students

July 1, 2024 – June 30, 2025

## Reporting Reminders:

- The 12-month unduplicated count must be equal or greater than the corresponding prior year fall enrollment.
- Report Hispanic/Latino individuals of any race as Hispanic/Latino
- Report race for non-Hispanic/Latino individuals only
- Even though Teacher Preparation certificate programs may require a bachelor's degree for admission, they are considered subbaccalaureate undergraduate programs, and students in these programs are undergraduate students.

## Male

Students enrolled for <u>credit</u>	Degree/certificate-seeking				Non-degree/ non-certificate-seeking	Total, Full-time undergraduate students
	<u>First-time</u>	<u>Transfer-in</u>	<u>Continuing/ Returning</u>	Total degree/certificate-seeking		
<u>U.S. Nonresident</u>	<input type="text"/>	<input type="text"/>	<input type="text"/>	0	<input type="text"/>	0
<u>Hispanic/Latino</u>	<input type="text" value="3"/>	<input type="text"/>	<input type="text" value="6"/>	9	<input type="text" value="2"/>	11
<u>American Indian or Alaska Native</u>	<input type="text"/>	<input type="text"/>	<input type="text"/>	0	<input type="text"/>	0
<u>Asian</u>	<input type="text" value="1"/>	<input type="text"/>	<input type="text"/>	1	<input type="text" value="1"/>	2
<u>Black or African American</u>	<input type="text" value="5"/>	<input type="text"/>	<input type="text" value="1"/>	6	<input type="text"/>	6
<u>Native Hawaiian or Other Pacific Islander</u>	<input type="text"/>	<input type="text"/>	<input type="text"/>	0	<input type="text"/>	0
<u>White</u>	<input type="text" value="31"/>	<input type="text" value="10"/>	<input type="text" value="70"/>	111	<input type="text" value="31"/>	142
Two or more races	<input type="text" value="5"/>	<input type="text" value="1"/>	<input type="text" value="2"/>	8	<input type="text" value="3"/>	11
<u>Race and ethnicity unknown</u>	<input type="text" value="3"/>	<input type="text" value="1"/>	<input type="text" value="2"/>	6	<input type="text" value="2"/>	8
<b>Total male</b>	<b>48</b>	<b>12</b>	<b>81</b>	<b>141</b>	<b>39</b>	<b>180</b>
Total male prior year	48	6	89	143	27	170

## Female

Students enrolled for <u>credit</u>	Degree/certificate-seeking				Non-degree/ non-certificate-seeking	Total, Full-time undergraduate students
	<u>First-time</u>	<u>Transfer-in</u>	<u>Continuing/ Returning</u>	Total degree/certificate-seeking		
<u>U.S. Nonresident</u>	<input type="text" value="1"/>	<input type="text"/>	<input type="text"/>	1	<input type="text"/>	1
<u>Hispanic/Latino</u>	<input type="text" value="2"/>	<input type="text" value="3"/>	<input type="text" value="6"/>	11	<input type="text" value="3"/>	14
<u>American Indian or Alaska Native</u>	<input type="text" value="1"/>	<input type="text"/>	<input type="text"/>	1	<input type="text"/>	1
<u>Asian</u>	<input type="text" value="3"/>	<input type="text"/>	<input type="text" value="1"/>	4	<input type="text" value="1"/>	5
<u>Black or African American</u>	<input type="text" value="3"/>	<input type="text" value="2"/>	<input type="text" value="2"/>	7	<input type="text"/>	7
<u>Native Hawaiian or Other Pacific Islander</u>	<input type="text"/>	<input type="text"/>	<input type="text"/>	0	<input type="text"/>	0
<u>White</u>	<input type="text" value="68"/>	<input type="text" value="22"/>	<input type="text" value="142"/>	232	<input type="text" value="37"/>	269
Two or more races	<input type="text" value="7"/>	<input type="text" value="2"/>	<input type="text" value="6"/>	15	<input type="text" value="2"/>	17
<u>Race and ethnicity unknown</u>	<input type="text" value="7"/>	<input type="text" value="1"/>	<input type="text" value="6"/>	14	<input type="text"/>	14
<b>Total female</b>	<b>92</b>	<b>30</b>	<b>163</b>	<b>285</b>	<b>43</b>	<b>328</b>
Total female prior year	80	16	165	261	37	298

<b>Grand total (2024-25)</b>	<b>140</b>	<b>42</b>	<b>244</b>	<b>426</b>	<b>82</b>	<b>508</b>
Prior year data:						
Grand total (male+female) prior year	128	22	254	404	64	468
Total Full-time undergraduate enrollment Fall 2024 NOTE: Grand total (2024-25) calculated above is expected to be greater than total Full-time undergraduate enrollment Fall 2024.	124	21	230	375	79	454

Institution: University of Akron Wayne College (200846)

User ID: 39C0021

## Part A - Unduplicated Count for Part-time Undergraduate Students

12-month Unduplicated Count by Race/Ethnicity and Sex - **Part-time Undergraduate** Students

July 1, 2024 – June 30, 2025

## Reporting Reminders:

- The 12-month unduplicated count must be equal or greater than the corresponding prior year fall enrollment.
- Report Hispanic/Latino individuals of any race as Hispanic/Latino
- Report race for non-Hispanic/Latino individuals only
- Even though Teacher Preparation certificate programs may require a bachelor's degree for admission, they are considered subbaccalaureate undergraduate programs, and students in these programs are undergraduate students.

## Male

Students enrolled for <u>credit</u>	Degree/certificate-seeking				Non-degree/ non-certificate-seeking	Total, Part-time undergraduate students
	<u>First-time</u>	<u>Transfer-in</u>	<u>Continuing/ Returning</u>	Total degree/certificate-seeking		
<u>U.S. Nonresident</u>	<input type="text"/>	<input type="text"/>	<input type="text"/>	0	<input type="text" value="1"/>	1
<u>Hispanic/Latino</u>	<input type="text"/>	<input type="text" value="1"/>	<input type="text"/>	1	<input type="text" value="13"/>	14
<u>American Indian or Alaska Native</u>	<input type="text"/>	<input type="text"/>	<input type="text"/>	0	<input type="text"/>	0
<u>Asian</u>	<input type="text" value="1"/>	<input type="text"/>	<input type="text"/>	1	<input type="text" value="5"/>	6
<u>Black or African American</u>	<input type="text"/>	<input type="text"/>	<input type="text" value="1"/>	1	<input type="text" value="2"/>	3
<u>Native Hawaiian or Other Pacific Islander</u>	<input type="text"/>	<input type="text"/>	<input type="text"/>	0	<input type="text"/>	0
<u>White</u>	<input type="text" value="8"/>	<input type="text" value="3"/>	<input type="text" value="32"/>	43	<input type="text" value="379"/>	422
Two or more races	<input type="text"/>	<input type="text"/>	<input type="text" value="1"/>	1	<input type="text" value="8"/>	9
<u>Race and ethnicity unknown</u>	<input type="text" value="1"/>	<input type="text"/>	<input type="text" value="2"/>	3	<input type="text" value="17"/>	20
<b>Total male</b>	<b>10</b>	<b>4</b>	<b>36</b>	<b>50</b>	<b>425</b>	<b>475</b>
Total male prior year	8	3	53	64	390	454

## Female

Students enrolled for <u>credit</u>	Degree/certificate-seeking				Non-degree/ non-certificate-seeking	Total, Part-time undergraduate students
	<u>First-time</u>	<u>Transfer-in</u>	<u>Continuing/ Returning</u>	Total degree/certificate-seeking		
<u>U.S. Nonresident</u>	<input type="text"/>	<input type="text"/>	<input type="text"/>	0	<input type="text"/>	0
<u>Hispanic/Latino</u>	<input type="text"/>	<input type="text" value="1"/>	<input type="text" value="3"/>	4	<input type="text" value="17"/>	21
<u>American Indian or Alaska Native</u>	<input type="text"/>	<input type="text"/>	<input type="text"/>	0	<input type="text" value="1"/>	1
<u>Asian</u>	<input type="text" value="2"/>	<input type="text"/>	<input type="text" value="3"/>	5	<input type="text" value="9"/>	14
<u>Black or African American</u>	<input type="text"/>	<input type="text" value="4"/>	<input type="text" value="3"/>	7	<input type="text" value="6"/>	13
<u>Native Hawaiian or Other Pacific Islander</u>	<input type="text" value="1"/>	<input type="text"/>	<input type="text"/>	1	<input type="text"/>	1
<u>White</u>	<input type="text" value="8"/>	<input type="text" value="19"/>	<input type="text" value="41"/>	68	<input type="text" value="474"/>	542
Two or more races	<input type="text" value="1"/>	<input type="text" value="3"/>	<input type="text" value="4"/>	8	<input type="text" value="15"/>	23
<u>Race and ethnicity unknown</u>	<input type="text" value="1"/>	<input type="text" value="1"/>	<input type="text" value="1"/>	3	<input type="text" value="16"/>	19
<b>Total female</b>	<b>13</b>	<b>28</b>	<b>55</b>	<b>96</b>	<b>538</b>	<b>634</b>
Total female prior year	4	13	53	70	520	590

<b>Grand total (2024-25)</b>	<b>23</b>	<b>32</b>	<b>91</b>	<b>146</b>	<b>963</b>	<b>1,109</b>
Prior year data:						
Grand total (male+female) prior year	12	16	106	134	910	1,044
Total Part-time undergraduate enrollment Fall 2024 NOTE: Grand total (2024-25) calculated above is expected to be greater than total Part-time undergraduate enrollment Fall 2024.	17	10	55	82	875	957

Institution: University of Akron Wayne College (200846)

User ID: 39C0021

## Part A - Unduplicated Count for Undergraduate Students

12-month Unduplicated Count by Race/Ethnicity and Sex - Undergraduate Student Total

July 1, 2024 – June 30, 2025

## Male

Enrolled for credit	Total full-time undergraduate students	Total part-time undergraduate students	Grand total, all undergraduate students
<u>U.S. Nonresident</u>	0	1	1
<u>Hispanic/Latino</u>	11	14	25
<u>American Indian or Alaska Native</u>	0	0	0
<u>Asian</u>	2	6	8
<u>Black or African American</u>	6	3	9
<u>Native Hawaiian or Other Pacific Islander</u>	0	0	0
<u>White</u>	142	422	564
Two or more races	11	9	20
<u>Race and ethnicity unknown</u>	8	20	28
<b>Total male</b>	<b>180</b>	<b>475</b>	<b>655</b>

## Female

Enrolled for credit	Total full-time undergraduate students	Total part-time undergraduate students	Grand total, all undergraduate students
<u>U.S. Nonresident</u>	1	0	1
<u>Hispanic/Latino</u>	14	21	35
<u>American Indian or Alaska Native</u>	1	1	2
<u>Asian</u>	5	14	19
<u>Black or African American</u>	7	13	20
<u>Native Hawaiian or Other Pacific Islander</u>	0	1	1
<u>White</u>	269	542	811
Two or more races	17	23	40
<u>Race and ethnicity unknown</u>	14	19	33
<b>Total female</b>	<b>328</b>	<b>634</b>	<b>962</b>
<b>Grand total (male+female)</b>	<b>508</b>	<b>1,109</b>	<b>1,617</b>

Institution: University of Akron Wayne College (200846)

User ID: 39C0021


Part A - Sex Unknown

12-month Unduplicated Count by Sex Unknown

Reporting Reminders:

- The purpose of this supplemental section is to determine whether institutions are able to report the number of students for whom sex is unknown. Note that these students must still be allocated into the 'Male' and 'Female' categories in all other sections of the survey component.


	Number of students
	Undergraduate students
	Current Year
Grand total	1,617
Sex unknown (i.e., sex information is not known or not collected)	<div>15</div>

 You may use the box below to provide additional context for the data you have reported above. Context notes will be posted on the College Navigator website. Therefore, you should write all context notes using proper grammar (e.g., complete sentences with punctuation) and common language that can be easily understood by students and parents (e.g., spell out acronyms).

Part A – 12-month Enrollment by Distance Education Status

12-month Unduplicated Count - Distance Education Status  
July 1, 2024 – June 30, 2025

	Undergraduate Students	
	Degree/certificate-seeking	Non-degree/non-certificate-seeking
Students <i>enrolled exclusively</i> in <u>distance education courses</u>	91	146
Students <i>enrolled in at least one but not all</i> distance education courses	335	170
Students <i>not enrolled in any</i> distance education courses	146	729
Total (Carried forward from part A)	572	1,045

 You may use the box below to provide additional context for the data you have reported above. Context notes will be posted on the College Navigator website. Therefore, you should write all context notes using proper grammar (e.g., complete sentences with punctuation) and common language that can be easily understood by students and parents (e.g., spell out acronyms).

Part B - Instructional Activity

12-month Instructional Activity  
July 1, 2024 - June 30, 2025

Instructional Activity Reporting Reminder:

- Instructional activity is used to calculate an IPEDS FTE based on the institution's reported calendar system.

FTE Reporting Reminder:

- Institutions need not report their own calculations of undergraduate FTE unless IPEDS FTE calculations would be misleading for comparison purposes among all IPEDS reporting institutions.

Instructional Activity

	2024-25 total activity	Prior year data
Undergraduate level:		
<u>Credit hour activity</u>	22,943	21,706

Full-Time Equivalent (FTE) of Students


Calendar system (as reported on the prior year IC survey component):

Semester

If the IPEDS calculated FTE estimates below are not reasonable, **AND** you have reported the correct instructional activity hours above, enter your best FTE estimate in the "Institution reported FTE" column below and save the page. This option should be used **ONLY** if the calculated estimate is not reasonable for your institution and IPEDS comparisons.

Please provide your best estimate of undergraduate FTE for the 12-month reporting period **only if the calculated FTE estimate below is not reasonable for IPEDS comparison purposes**. Please provide an explanation in the context box if the option is used due to Coronavirus Pandemic.

	Calculated FTE 2024-25	Institution reported FTE 2024-25	Prior year FTE 2023-24
Undergraduate student FTE	765	765	724

 Context notes will be posted on the College Navigator website. Therefore, you should write all context notes using proper grammar (e.g., complete sentences with punctuation) and common language that can be easily understood by students and parents (e.g., spell out acronyms).



Institution: University of Akron Wayne College (200846)

User ID: 39C0021

**Part C – Unduplicated Count of Dual Enrolled Students****12-month Unduplicated Count of Dual Enrolled Students**

July 1, 2024 – June 30, 2025

## Reporting Reminders:

- The number of high school students enrolled in college courses for credit was reported in Part A as part of the non-degree/non-certificate-seeking unduplicated enrollment.
  - The number of high school students enrolled in college courses for credit reported in Part C will have some duplication with the non-degree/non-certificate-seeking enrollment students reported in Part A.
  - The number of high school students enrolled in college courses for credit reported in Part C should be less than the number of non-degree/non-certificate-seeking students reported in Part A unless all these students at your institution are high school students enrolled in college courses for credit.
- Report Hispanic/Latino individuals of any race as Hispanic/Latino
- Report race for non-Hispanic/Latino individuals only

In Part A, your institution reported the following number of students in the non-degree/non-certificate-seeking unduplicated headcount.	1,045
---	-------

	High school students enrolled in college courses for credit		
	Male	Female	Total
<u>U.S. Nonresident</u>	1		1
<u>Hispanic/Latino</u>	15	20	35
<u>American Indian or Alaska Native</u>		1	1
<u>Asian</u>	6	10	16
<u>Black or African American</u>	2	6	8
<u>Native Hawaiian or Other Pacific Islander</u>			0
<u>White</u>	406	504	910
Two or more races	11	17	28
<u>Race and ethnicity unknown</u>	19	15	34
<b>Total</b>	<b>460</b>	<b>573</b>	<b>1,033</b>
<b>Total prior year</b>	<b>410</b>	<b>544</b>	<b>954</b>

Institution: University of Akron Wayne College (200846)

User ID: 39C0021

Prepared by

Prepared by

Reporting Reminders:

- The name of the preparer is being collected so that we can follow up with the appropriate person in the event that there are questions concerning the data.
- The Keyholder will be copied on all email correspondence to other preparers.
- The time it took to prepare this component is being collected so that we can continue to improve our estimate of the reporting burden associated with IPEDS.
- Please include in your estimate the time it took for you to review instructions, query and search data sources, complete and review the component, and submit the data through the Data Collection System.
- Thank you for your assistance.

This survey component was prepared by:					
<input type="radio"/>	Keyholder	<input type="radio"/>	SFA Contact	<input type="radio"/>	HR Contact
<input type="radio"/>	Finance Contact	<input type="radio"/>	Other		
Name:		<input type="text" value="Md Azizul Islam"/>			
Email:		<input type="text" value="mislam@uakron.edu"/>			

How many staff from your institution only were involved in the data collection and reporting process of this survey component?	
<input type="text"/>	Number of Staff (including yourself)

How many hours did you and others from your institution only spend on each of the steps below when responding to this survey component? <i>Exclude the hours spent collecting data for state and other reporting purposes.</i>				
Staff member	Collecting Data Needed	Revising Data to Match IPEDS Requirements	Entering Data	Revising and Locking Data
Your office	<input type="text"/> hours	<input type="text"/> hours	<input type="text"/> hours	<input type="text"/> hours
Other offices	<input type="text"/> hours	<input type="text"/> hours	<input type="text"/> hours	<input type="text"/> hours

Institution: University of Akron Wayne College (200846)

User ID: 39C0021

## Summary

### 12-Month Enrollment Component Summary

The purpose of this summary is to provide you an opportunity to view some of the data that, when accepted through the IPEDS quality control process, will appear on the [College Navigator](#) website and/or your institution's Data Feedback Report (DFR). In addition, all data reported in IPEDS survey components become publicly available through the [IPEDS Use the Data](#) and appear as aggregated statistics in various Department of Education reports. [College Navigator](#) is updated approximately three months after the data collection period closes and DFRs will be available through the [IPEDS Use the Data](#).

Please review your data for accuracy. If you have questions about the data displayed below or after reviewing the data reported on the survey screens, please contact the IPEDS Help Desk at: 1-877-225-2568 or [ipedshelp@rti.org](mailto:ipedshelp@rti.org).

12-Month Unduplicated Headcount and Full-Time Equivalent Students		
Total 12-month unduplicated headcount enrollment		
	Undergraduate student unduplicated headcount enrollment	1,617
Total 12-month full-time equivalent (FTE) student enrollment		
	Undergraduate student FTE enrollment	765

Total 12-month Undergraduate Student Characteristics		
Percent of undergraduate students who are female		59 %
Percent of undergraduate students who are full-time		31 %
Percent of undergraduate students who are enrolled exclusively in distance education courses		15 %
Percent of undergraduate students by U.S. resident status and race/ethnicity: Note: Race/ethnicity is not collected for U.S. Nonresidents.		
U.S. Resident		100 %
	American Indian or Alaska Native	0 %
	Asian	2 %
	Black or African American	2 %
	Hispanic/Latino	4 %
	Native Hawaiian or Pacific Islander	0 %
	White	85 %
	Two or More Races	4 %
	Race and ethnicity unknown	4 %
U .S. Nonresident		0 %

Institution: University of Akron Wayne College (200846 )

User ID: 39C0021

Edit Report

## 12-month Enrollment

**There are no errors for the selected survey and institution.**